

UL
FAUVILLE®

lampade d'epoca

dal 1979



Ristorante "Alla Colonna" TV





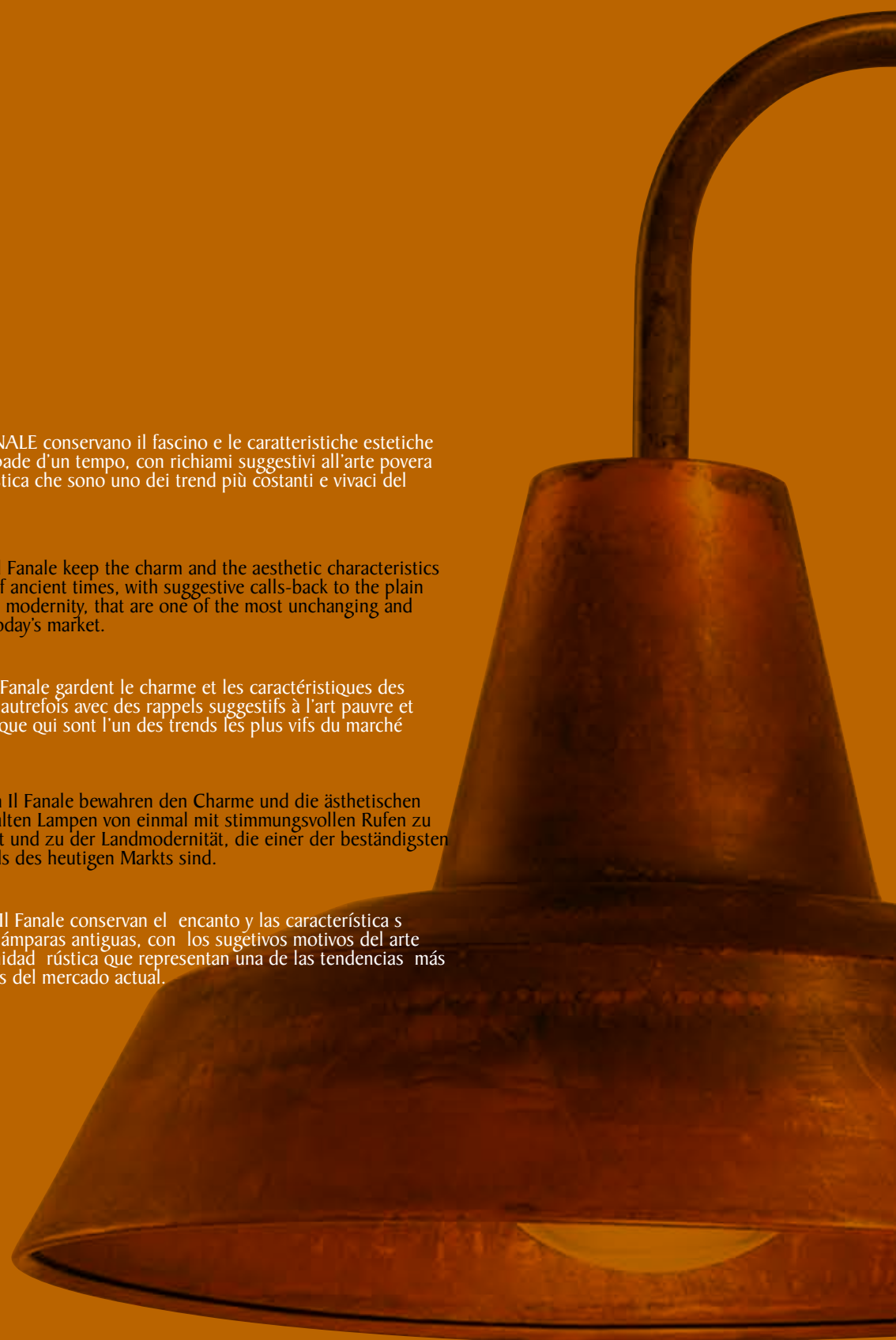
I prodotti de IL FANALE conservano il fascino e le caratteristiche estetiche delle vecchie lampade d'un tempo, con richiami suggestivi all'arte povera e alla modernità rustica che sono uno dei trend più costanti e vivaci del mercato d'oggi.

The products of Il Fanale keep the charm and the aesthetic characteristics of the old lights of ancient times, with suggestive calls-back to the plain art and to the rustic modernity, that are one of the most unchanging and vital trends of the today's market.

Les produits de Il Fanale gardent le charme et les caractéristiques des vieilles lampes d'autrefois avec des rappels suggestifs à l'art pauvre et à la modernité rustique qui sont l'un des trends les plus vifs du marché d'aujourd'hui.

Die Produkte von Il Fanale bewahren den Charme und die ästhetischen Merkmale der alten Lampen von einmal mit stimmungsvollen Rufen zu der schlichten Kunst und zu der Landmodernität, die einer der beständigsten und lebhaften Trends des heutigen Markts sind.

Los productos de Il Fanale conservan el encanto y las características estéticas de las lámparas antiguas, con los sugestivos motivos del arte sencilla y la modernidad rústica que representan una de las tendencias más constantes y vivaces del mercado actual.





Lampade da interno

interior lights, lampes pour l'intérieur, innenlampen, lámparas para decoración de interiores

pag. 6

Lampade da esterno

Exterior lights, Lampes pour l'extérieur, Außenlampen, Lámparas para decoración externa

pag. 48

Illuminazione da giardino

for the garden, pour le jardin, für den Garten, para el jardín

pag. 94

Index

pag. 176



Lampade da interno

interior lights, lampes pour l'intérieur, innenlampen, lámparas para decoración de interiores

il vetro

the glass, le verre, das Glas, el vidrio pag. 8

i metalli

the metals, les métaux, die Metalle, los metales pag. 16

la ceramica

the ceramic, la céramique, die Keramik, la cerámica pag. 34



Country

Collezione in vetro veneziano bianco con bordo ribruciato nero e montature in ottone anticato.

Collection of white Venetian glass with black reburned border and frames of antiqued brass.


Collection en verre vénitien blanc avec bord rebrûlé noir et montures en laiton ancienté.

Kollektion aus weißem Venezianer Glas mit schwarz wieder verbranntem Rand und Gestelle aus alt gemachtem Messing.


Colección en vidrio veneciano blanco con borde requemado negro y monturas de latón efecto antiguo.






080.10.OV
Ø 49cm - H 25cm - ↓ 130
1x Max 100W E27 



080.11.OV
Ø 49cm - H 25cm - ↓ 80/200
1x Max 100W E27 



080.02.OV
Ø 49cm - H 31cm
3x Max 100W E27 



082.12.0V
 Ø 34cm - H 19cm - ↓ 75/200
 1x Max 100W E27



080.12.0V
 Ø 49cm - H 25cm - ↓ 80/200
 1x Max 100W E27



082.10.0V
 Ø 34cm - H 19cm - ↓ 130
 1x Max 100W E27



082.11.0V
 Ø 34cm - H 19cm - ↓ 75/200
 1x Max 100W E27



082.02.0V
 Ø 34cm - H 27cm
 3x Max 60W E14



082.14.OV
 Ø 20cm - H 13cm → 25cm
 1x Max 60W E14



082.04.OV
 Ø 20cm - H 20cm - L 48cm → 24cm
 2x Max 60W E14



082.17.OV
 Ø 20cm - H 16cm → 28cm
 1x Max 60W E14



082.19.OV
 Ø 20cm - H 20cm → 25cm
 1x Max 60W E14



082.21.OV
 Ø 20cm - H 25cm - L 85cm
 3x Max 60W E14



082.22.OV
 Ø 20cm - H 25cm - L 65cm
 2x Max 60W E14



082.23.OV
 Ø 20cm - H 14cm
 1x Max 60W E14

Country

Collezione in vetro veneziano bianco con bordo ribruciato nero e montature in ottone anticato.

Collection of white Venetian glass with black reburned border and frames of antiqued brass.

Collection en verre vénitien blanc avec bord rebrûlé noir et montures en laiton ancienté.

Kollektion aus weißem Venezianer Glas mit schwarz wieder verbranntem Rand und Gestelle aus alt gemachtem Messing.

Colección en vidrio veneciano blanco con borde requemado negro y monturas de latón efecto antiguo.







081.17.0V

Ø 20cm - H 16cm → 28cm
1x Max 60W E14 




081.21.0V

Ø 20cm - H 25cm - L 85cm
3x Max 60W E14 



083.12.0V

Ø 49cm - H 27cm - ↑ 80/200
1x Max 100W E27 



081.22.0V
 Ø 20cm - H 25cm → 65cm
 2x Max 60W E14



081.11.0V
 Ø 34cm - H 18cm - ↓ 75/200
 1x Max 100W E27



081.12.0V
 Ø 34cm - H 18cm - ↓ 75/200
 1x Max 100W E27




081.23.0V
 Ø 20cm - H 14cm - ↓ 130
 1x Max 60W E14




083.10.0V
 Ø 49cm - H 27cm - ↓ 130
 1x Max 100W E27




081.10.0V
 Ø 34cm - H 18cm - ↓ 130
 1x Max 100W E27 



083.11.0V
 Ø 49cm - H 27cm - ↓ 80/200
 1x Max 100W E27 




081.02.0V
 Ø 34cm - H 25cm
 3x Max 60W E14 




083.02.0V
 Ø 49cm - H 30cm
 3x Max 100W E27 




081.04.0V
 Ø 20cm - H 20cm - L 48cm → 24cm
 2x Max 60W E14 



081.19.0V
 Ø 20cm - H 20cm → 25cm
 1x Max 60W E14 



081.14.0V
 Ø 20cm - H 13cm → 25cm
 1x Max 60W E14 

La Cantina

Serie di articoli proposti in due soluzioni di metallo: ottone e ferro anticato.

Series of articles proposed in two metal solutions: brass and antiqued iron.

Série d'articles proposés en deux solutions de métal: laiton et fer ancien.


Serie von Artikeln, die in zwei Metalllösungen vorgeschlagen werden: alt gemachtem Messing und Eisen.

Serie de artículos propuestos en dos soluciones de metal: latón y hierro efecto antiguo.






201.02.00
201.02.FF

Ø 30cm - H 11cm
1x Max 75W E27 




201.03.00
201.03.FF

Ø 37cm - H 12cm
1x Max 75W E27 




201.04.00
201.04.FF

Ø 20cm - H 12cm → 25cm
1x Max 60W E14 



201.10.00
201.10.FF

Ø 30cm - H 9cm - ↓ 120
1x Max 75W E27 



201.11.00
201.11.FF

Ø 37cm - H 10cm - ↓ 120
1x Max 75W E27 

Il Poggio

Serie di articoli proposti in due soluzioni di metallo: ottone – ferro anticato, con montatura in ottone anticato.

Series of articles proposed in two metal solutions: brass - antiqued iron, with frame of antiqued brass.

Série d'articles proposés en deux solutions de métal: laiton et fer ancien, avec mouture en laiton ancien.


Serie von Artikeln, die in zwei Metalllösungen vorgeschlagen werden: Messing und alt gemachtem Eisen, mit gestell aus alt gemachtem messing.

Serie de artículos propuestos en dos soluciones de metal: latón-hierro : latón – hierro efecto antiguo, con montatura de latón efecto antiguo.






203.02.00
203.02.0F

Ø 30cm - H 18cm
1x Max 100W E27 




203.09.00
203.09.0F

Ø 30cm - H 15cm - ↓ 120
1x Max 100W E27 




203.12.00
203.12.0F

Ø 43cm - H 17cm - ↓ 130
1x Max 100W E27 




203.10.00
203.10.0F

Ø 30cm - H 50/150cm - L 90cm
2x Max 100W E27 



203.11.00
203.11.0F

Ø 30cm - H 50/150cm - L 136cm
3x Max 100W E27 




203.13.00
203.13.0F

Ø 43cm - H 17cm - ↓ 75/200
1x Max 100W E27 



203.14.00
203.14.0F

Ø 30cm - H 80/200cm - L 90cm
2x Max 100W E27 

La Cascina

Collezione per interni dalle forme coniche nella soluzione in ottone anticato.

Collection for interior with conical forms in a solution of antiqued brass.

Collection pour intérieurs avec des formes coniques dans la solution en laiton ancié.

Kollektion für Interieure mit konischen Formen für die Lösung aus alt gemachtem Messing.

Colección para decoraciones de formas cónicas en latón efecto antiguo.






204.04.00

Ø 20cm - H 20cm → 38cm
1x Max 60W E14 




204.07.00

Ø 25cm - H 20cm - ↓ 110
1x Max 75W E27 




204.08.00
204.08.0F

Ø 36cm - H 25cm - ↓ 120
1x Max 100W E27 




204.12.00
204.12.0F

Ø 32cm - H 25cm - ↓ 110
1x Max 100W E27 




204.05.00

Ø 20cm - H 22cm → 25cm
1x Max 60W E14 




204.11.00
204.11.0F

Ø 36cm - H 90/150cm
1x Max 100W E27 




204.10.00

Ø 25cm - H 60/110cm - L 93cm
3x Max 100W E27 





204.09.00

Ø 25cm - H 60/100cm - L 60cm
2x Max 100W E27 





204.21.00

Ø 20cm - H 25cm - L 85cm
3x Max 60W E14 
3x Max 50W GZ10 





204.22.00

Ø 20cm - H 25cm - L 65cm
2x Max 60W E14 
2x Max 50W GZ10 



204.23.00

Ø 20cm - H 20cm
1x Max 60W E14 
1x Max 50W GZ10 



Il Barile

Campana in ottone o ferro
antico con montatura in
ottone antico.

Bell in brass or antiqued iron
with frame of antiqued brass.

Cloche en laiton ou fer
ancien avec monture en
laiton ancien.

Glocke aus Messing oder alt
gemachtem Eisen mit Gestell
aus alt gemachtem Messing.


Campana de latón o hierro
efecto antiguo con montura
de latón efecto antiguo.






206.02.00
206.02.0F
 Ø 30cm - H 20cm
 1x Max 100W E27 




206.03.00
206.03.0F
 Ø 44cm - H 30cm
 1x Max 150W E27 



206.04.00
206.04.0F
 Ø 20cm - H 18cm → 38cm
 1x Max 60W E14 




206.14.00
206.14.0F
 Ø 44cm - H 25cm - ↓ 40/200
 1x Max 150W E27 



206.10.00
206.10.0F
 Ø 30cm - H 20cm - ↓ 110
 1x Max 100W E27 



206.11.00
206.11.0F
 Ø 44cm - H 25cm - ↓ 120
 1x Max 150W E27 

Il Barco

Serie di articoli proposti in due soluzioni di metallo: ottone e ferro anticato.

Series of articles proposed in two metal solutions: brass and antiqued iron.


Série d'articles proposés en deux solutions de métal: laiton et fer ancien.

Serie von Artikeln, die in zwei Metalllösungen vorgeschlagen werden: alt gemachtem Messing und Eisen.


Serie de artículos propuestos en dos soluciones de metal: latón y hierro efecto antiguo.




207.10.00
207.10.0F

Ø 34cm - H 15cm - ↓ 110
1x Max 100W E27 



207.03.00
207.03.0F
 Ø 34cm - H 20cm
 1x Max 100W E27 



207.04.00
 Ø 20cm - H 18cm → 38cm
 1x Max 60W E14 




207.09.00
 Ø 20cm - H 16cm - ↓ 110
 1x Max 60W E14 




207.14.00
207.14.0F
 Ø 34cm - H 15cm - ↓ 75/200
 1x Max 100W E27 



207.21.00
 Ø 20cm - H 25cm → 85cm
 3x Max 60W E14 



207.22.00
 Ø 20cm - H 25cm → 65cm
 2x Max 60W E14 



207.23.00
 Ø 20cm - H 20cm
 1x Max 60W E14 

Perpetua

Campana in ottone anticato
con montatura in ottone
anticato.

Bell in brass antiqued with
frame of antiqued brass.

Cloche en laiton ancien avec
monture en laiton ancien.


Glocke aus Messing Eisen mit
Gestell aus alt gemachtem
Messing.

Campana de latón efecto
antiguo con montura de latón
efecto antiguo.







209.04.00

Ø 30cm - H 25cm → 42cm
1x Max 75W E27 

209.10.00

Ø 30cm - H 70/110cm - L 86cm
2x Max 75W E27 


210.02.00

Ø 30cm - H 15cm → 15cm
1x Max 200W R7s118mm 


210.03.00

Ø 25cm - H 12,5cm → 13cm
1x Max 200W R7s118mm 

210.04.00

Ø 20cm - H 18cm → 39cm
1x Max 200W R7s118mm 

210.10.00

Ø 20cm - H 70/110cm - L 80cm
2x Max 200W R7s118mm 

Osteria

Campane in rame anticato e
montature in ottone anticato.

Bells in antiqued copper and
frames of antiqued brass.


Cloches en cuivre ancienté et
montures en laiton ancienté.

Glocken aus alt gemachtem
Kupfer und Gestelle aus alt
gemachtem Messing.


Platos de cobre antiguo con
montura de hierro efecto
antiguo.






211.11.0R
 Ø 25cm - H 60/160cm - L110cm
 3x Max 100W E27 




240.11.0R
 Ø 40cm - H 26cm - ↓ 130
 1x Max 150W E27 




242.10.0R
 Ø 27cm - H 20cm - ↓ 120
 1x Max 100W E27 




242.11.0R
 Ø 35cm - H 25cm - ↓ 130
 1x Max 150W E27 



243.02.0R
 Ø 25cm - H 24cm
 1x Max 100W E27 



211.10.0R
 Ø 25cm - H 20cm - ↓ 120
 1x Max 100W E27 

T Girasoli

Serie di faretti in ottone ed incassi in fusione di ottone anticato.

Series of brass spotlights and built-in elements in melting of antiqued brass.


Série de spots en laiton et encastréments en fusion de laiton ancié.

Serie von Spots aus Messing und Einbauten in Schmelzen aus alt gemachtem Messing.

Serie de focos en latón y encastrés en fundición de latón con efecto antiguo.




064.05.0C

Ø 20cm - H 19cm → 24cm
1x Max 60W E27 




208.20.00

Ø 10cm → 20cm
1x Max 50W GZ 10 




064.04.0C

Ø 20cm - H 22cm → 20cm
1x Max 60W E27 



064.02.0C

Ø 20cm - H 16cm
1x Max 60W E27 



208.07.00

Ø 10cm
1x Max 50W G 6,35 

208.17.00

Ø 10cm
1x Max 50W GZ 10 



208.08.00

Ø 10cm
1x Max 50W G 6,35 

208.18.00

Ø 10cm
1x Max 50W GZ 10 



208.09.00


Ø 10cm
1x Max 50W G 6,35 

208.19.00

Ø 10cm
1x Max 50W GZ 10 




208.23.00

Ø 10cm - H 16cm
1x Max 50W GZ10 



208.22.00

Ø 25cm - H 21cm
2x Max 50W GZ10 

Miranda

Piatto in ceramica con bordo blu e montatura in ottone anticato.

Plate in ceramic with blue rim and frame of antiqued brass.


Plat en cramique avec bordure bleue et monture en laiton ancient.

Teller aus Keramik mit blauem Rand und Gestell aus alt gemachtem Messing.

Plato de cerámica con borde azul y montura de latón efecto antiguo.




062.25.0C


Ø 28cm - H 60/110cm - L 115cm
3x Max 60W E27 




062.11.0C

Ø 41cm - H 80/200cm
1x Max 100W E27 




062.08.0C
 Ø 28cm - H 12cm - ↓ 120
 1x Max 60W E27 




062.09.0C
 Ø 41cm - H 17cm - ↓ 120
 1x Max 100W E27 




062.04.0C
 Ø 28cm - H 18cm → 41cm
 1x Max 60W E27 




062.24.0C
 Ø 28cm - H 50/90cm - L 84cm
 2x Max 60W E27 




062.12.0C
 Ø 41cm - H 80/200cm
 1x Max 100W E27 



062.10.0C
 Ø 28cm - H 60/110cm - L 85cm
 2x Max 60W E27 



062.02.0C
 Ø 28cm - H 16cm
 1x Max 60W E27 

Terre Cotte

Piatto in terracotta internamente smaltato di bianco e montatura in ottone anticato.

Earthen plate, white enamelled inside, and frame of antiqued brass.


Plat en terre cuite intérieurement mail en blanc et monture en laiton ancien.

Teller aus Terrakotta, innen wei lackiert und Gestell aus alt gemachtem Messing.


Plato de barro cocido esmaltado de blanco en el interno y montura de latón efecto antiguo.






063.07.0C
 Ø 20cm - H 7cm - ↓ 110
 1x Max 60W E27 




063.08.0C
 Ø 27cm - H 9cm - ↓ 110
 1x Max 60W E27 




063.09.0C
 Ø 40cm - H 15cm - ↓ 120
 1x Max 100W E27 




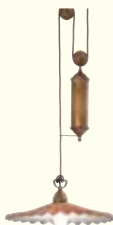
063.02.0C
 Ø 27cm - H 15cm
 1x Max 60W E27 




063.11.0C
 Ø 40cm - H 80/200cm
 1x Max 100W E27 




063.17.0C
 Ø 20cm - H 18cm → 28cm
 1x Max 60W E27 




063.12.0C
 Ø 40cm - H 80/200cm
 1x Max 100W E27 




063.21.0C
 Ø 20cm - H 25cm - L 85cm
 3x Max 60W E27 




063.22.0C
 Ø 20cm - H 25cm - L 65cm
 2x Max 60W E27 




063.24.0C
 Ø 27cm - H 50/90cm - L 84cm
 2x Max 60W E27 



063.25.0C
 Ø 27cm - H 60/110cm - L 115cm
 3x Max 60W E27 




063.23.0C

Ø 20cm - H 20cm
1x Max 60W E27 




063.04.0C

Ø 27cm - H 18cm → 40cm
1x Max 60W E27 




063.06.0C

Ø 20cm - H 7cm ↻ 45cm
3x Max 60W E27 




063.10.0C

Ø 27cm - H 60/110cm - L 85cm
2x Max 60W E27 




063.18.0C

Ø 20cm - H 18cm → 38cm
1x Max 60W E27 




063.14.0C

Ø 20cm - H 13cm → 25cm
1x Max 60W E27 



063.19.0C

Ø 20cm - H 20cm → 22cm
1x Max 60W E27 

Fiore di Pizzo

Collezione in ceramica bianca traforata con montatura in ottone anticato.

Collection of white fretted ceramic with frame of antiqued brass.

Collection en céramique blanche découpée avec monture en laiton ancien.


Kollektion aus weißer Lochkeramik mit Gestell aus alt gemachtem Messing.

Colección en cerámica blanca perforada con latón efecto antiguo.






065.23.0C

Ø 18cm - H 20cm
1x Max 60W E27 




065.02.0C

Ø 30cm - H 22cm
1x Max 60W E27 




065.10.0C

Ø 30cm - H 60/110cm - L 88cm
2x Max 60W E27 




065.11.0C

Ø 40cm - H 80/200cm
1x Max 100W E27 




065.12.0C

Ø 40cm - H 80/200cm
1x Max 100W E27 



065.04.0C


Ø 30cm - H 23cm → 42cm
1x Max 60W E27 




065.19.0C

Ø 18cm - H 20cm → 22cm
1x Max 60W E27 




065.07.0C
 Ø 18cm - H 18cm - ↓ 115
 1x Max 60W E27 




065.08.0C
 Ø 30cm - H 20cm - ↓ 125
 1x Max 60W E27 




065.09.0C
 Ø 40cm - H 25cm - ↓ 130
 1x Max 100W E27 




065.14.0C
 Ø 18cm - H 18cm → 24cm
 1x Max 60W E27 




065.21.0C
 Ø 18cm - H 25cm - L 85cm
 3x Max 60W E27 




065.22.0C
 Ø 18cm - H 25cm - L 65cm
 2x Max 60W E27 




065.06.0C
 Ø 18cm - H 18cm ↻ 45cm
 3x Max 60W E27 




065.17.0C
 Ø 18cm - H 25cm → 27cm
 1x Max 60W E27 




065.18.0C
 Ø 18cm - H 18cm → 38cm
 1x Max 60W E27 



065.24.0C
 Ø 30cm - H 50/90cm - L 85cm
 2x Max 60W E27 



065.25.0C
 Ø 30cm - H 60/110cm - L 115cm
 3x Max 60W E27 

Tabià

Piatti in vetro bianco soffiato
con montatura in ottone
anticato.

Plates in white blown glass
with frame of antiqued brass.


Plats en verre blanc soufflé
avec monture en laiton
ancien.

Teller aus weitem geblasenem
Glas mit Gestell aus alt
gemachtem Messing.


Platos de vidrio blanco
soplado con montura de latón
efecto antiguo.






212.10.0V
 Ø 30cm - H 13cm
 2x Max 100W E27 



212.07.0V
 Ø 20cm - H 10cm - \downarrow 110
 1x Max 60W E14 




212.08.0V
 Ø 25cm - H 12cm - \downarrow 120
 1x Max 60W E27 




212.09.0V
 Ø 30cm - H 13cm - \downarrow 120
 1x Max 100W E27 




212.23.0V
Ø 20cm - H 14cm
1x Max 60W E14 




212.02.0V
Ø 25cm - H 16cm
1x Max 60W E27 




212.03.0V
Ø 30cm - H 17cm
1x Max 100W E27 



212.17.0V
Ø 20cm - H 16cm → 28cm
1x Max 60W E14 



212.14.0V
Ø 20cm - H 13cm → 25cm
1x Max 60W E14 



212.20.0V
 Ø 20cm - L 48cm - H 20cm → 24cm
 2x Max 60W E14



212.06.0V
 Ø 20cm - H 85cm ↻ 45cm
 3x Max 60W E14



212.12.0V
 Ø 30cm - H 13cm - ↓ 60/200
 1x Max 100W E27



212.25.0V
 Ø 30cm - H 65/110cm - L 110cm
 3x Max 100W E27



212.24.0V
 Ø 25cm - H 60/100cm - L 60cm
 2x Max 100W E27



212.21.0V
 Ø 20cm - H 25cm - L 85cm
 3x Max 60W E14



212.22.0V
 Ø 20cm - H 25cm - L 65
 2x Max 60W E14





Lampade da esterno

exterior lights, Lampes pour l'extérieur, Außenlampen, Lámparas para decoración externa

per la casa

for the house, pour la maison, für das Haus, para la casa

per il giardino

for the garden, pour le jardin, für den Garten, para el jardín

per l'arredo urbano

for the street furniture, pour l'aménagement urbain, für die
Stadtausstattung, para la decoración urbana

Barchessa

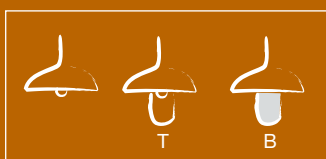
Piatti in rame o ottone
antico con montatura in
ottone o ferro antico.

Plates in antiqued copper or
brass with frame of brass or
antiqued iron.

Plats en cuivre ou laiton
ancien avec monture en
laiton ou fer ancien.

Teller aus Kupfer oder
Messing gemachtem Eisen mit
Gestell aus Messing oder alt
gemachtem Eisen.

Platos de cobre o latón efecto
antiguo con montura de latón
o hierro efecto antiguo.




Disponibili in tre versioni.
Available in three models.
Disponible en trois variantes.
Verfügbar in drei Modellen.
Disponible en tres versiones.






220.02.00
220.02.0R

Ø 26cm - H 14cm
1x Max 75W E27 




220.03.00
220.03.0R

Ø 34cm - H 20cm
1x Max 100W E27 




220.04.0R
220.04.FO

Ø 21cm - H 20cm → 38cm
1x Max 60W E14 




220.05.0R
220.05.FO

Ø 26cm - H 26cm → 60cm
1x Max 100W E27 




220.06.0R
220.06.FO

Ø 34cm - H 30cm → 74cm
1x Max 150W E27 




220.10.00
220.10.0R

Ø 26cm - H 27cm - ↓ 115cm
1x Max 75W E27 






220.11.00
220.11.0R

Ø 34cm - H 16cm - ↓ 115
1x Max 100W E27 






220.07.ORB
220.07.ORT

Ø 25cm - H 25cm - ↓ 120
1x Max 75W E27 
1x Max 23W E27  
IP 40






220.08.ORB
220.08.ORT

Ø 34cm - H 35cm - ↓ 150
1x Max 75W E27 
1x Max 23W E27  
IP 44 ▲






220.12.ORB
220.12.ORT

Ø 25cm - H 28cm
1x Max 75W E27 
1x Max 23W E27  
IP 44 ▲






220.13.ORB
220.13.ORT

Ø 34cm - H 37cm
1x Max 75 W E27 
1x Max 23W E27  
IP 44 ▲






220.25.ORB
220.25.ORT

Ø 26cm - H 36cm → 60cm
1x Max 75W E27 
x Max 23W E27  
IP 44 ▲



220.26.ORB
220.26.ORT

Ø 34cm - H 38cm → 74cm
1x Max 75W E27 
x Max 23W E27  
IP 44 ▲



Portico

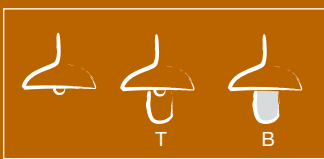
Piatti in rame o ottone
anticato con montatura in
ottone o ferro anticato.

Plates in antiqued copper or
brass with frame of brass or
antiqued iron.

Plats en cuivre ou laiton
ancien avec monture en
laiton ou fer ancien.

Teller aus Kupfer oder
Messing gemachtem Eisen mit
Gestell aus Messing oder alt
gemachtem Eisen.

Platos de cobre o latón efecto
antiguo con montura de latón
o hierro efecto antiguo.




Disponibili in tre versioni.
Available in three models.
Disponible en trois variantes.
Verfügbar in drei Modellen.
Disponible en tres versiones.






221.02.00
221.02.0R

Ø 26cm - H 12cm
1x Max 75W E27 





221.03.00
221.03.0R

Ø 32cm - H 17cm
1x Max 100W E27 





221.04.0R
221.04.FO

Ø 21cm - H 18cm → 38cm
1x Max 60W E14 
IP 23 





221.05.0R
221.05.FO

Ø 26cm - H 21cm → 64cm
1x Max 100W E27 
IP 23 




221.06.0R
221.06.FO

Ø 32cm - H 25cm → 75cm
1x Max 150W E27 
IP 23 




221.10.00
221.10.0R

Ø 26cm - H 14cm - ↓ 120
1x Max 100W E27 






221.11.00
221.11.0R

Ø 32cm - H 16cm - ↓ 120
1x Max 100W E27 






221.07.ORB
221.07.ORT

Ø 26cm - H 25cm - ↓ 120
1x Max 75W E27 
1x Max 23W E27  
IP 40






221.08.ORB
221.08.ORT

Ø 32cm - H 27cm - ↓ 150
1x Max 75W E27 
1x Max 23W E27  
IP 44 ▲






221.12.ORB
221.12.ORT

Ø 27cm - H 28cm
1x Max 75W E27 
1x Max 23W E27  
IP 44 ▲






221.13.ORB
221.13.ORT

Ø 32cm - H 33cm
1x Max 75W E27 
1x Max 23W E27  
IP 44 ▲






221.25.ORB
221.25.ORT

Ø 27cm - H 34cm → 62cm
1x Max 75W E27 
1x Max 23W E27  
IP 44 ▲



221.26.ORB
221.26.ORT

Ø 32cm - H 40cm → 73cm
1x Max 75W E27 
1x Max 23W E27  
IP 44 ▲



La Tiraia

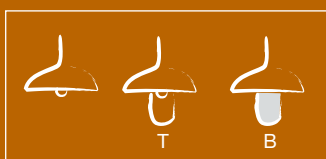
Piatti in rame o ottone
antico con montatura in
ottone o ferro antico.

Plates in antiqued copper or
brass with frame of brass or
antiqued iron.

Plats en cuivre ou laiton
ancien avec monture en
laiton ou fer ancien.

Teller aus Kupfer oder
Messing gemachtem Eisen mit
Gestell aus Messing oder alt
gemachtem Eisen.



Platos de cobre o latón efecto
antiguo con montura de latón
o hierro efecto antiguo.



Disponibili in tre versioni.
Available in three models.
Disponible en trois variantes.
Verfügbar in drei Modellen.
Disponible en tres versiones.





224.13.OR

Ø 25cm - H 23cm - → 41cm
1x Max 100W E27 
IP 23 







224.14.OR

Ø 33cm - H 24cm → 47cm
1x Max 100W E27 
IP 23 









224.16.ORB
224.16.ORT

Ø 25cm - H 38cm → 41cm
1x Max 75W E27 
1x Max 23W E27  
IP 44 





224.17.ORB
224.17.ORT

Ø 33cm - H 38cm → 47cm
1x Max 75W E27 
1x Max 23W E27  
IP 44 





224.04.FO
224.04.OR

Ø 20cm - H 24cm → 38cm
1x Max 60W E14 
IP 23 





224.05.FO
224.05.OR

Ø 25cm - H 22cm → 65cm
1x Max 75W E27 
IP 23 







224.06.FO
224.06.OR

Ø 33cm - H 26cm → 77cm
1x Max 100W E27 
IP 23 







224.25.ORB
224.25.ORT

Ø 25cm - H 35cm → 65cm
1x Max 75W E27 
1x Max 23W E27  
IP 44 



224.26.ORB
224.26.ORT

Ø 33cm - H 39cm → 77cm
1x Max 75W E27 
1x Max 23W E27  
IP 44 

Il Patio

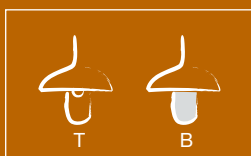
Piatti in rame anticato con
montatura in ottone anticato.

Plates in antiqued copper
with frame of antiqued brass.

Plats en cuivre ancien avec
monture en laiton ancien.

Teller aus Kupfer alt
gemachtem mit alt gemachtem
Messing.

Platos de cobre efecto
antiguo con montura de latón
efecto antiguo.



Disponibili in due versioni.
Available in two models.
Disponible en deux variantes.
Verfügbar in zwei Modellen.
Disponible en dos versiones.





225.02.ORB

Ø 30cm - H 19cm
 1x Max 75W E27
 1x Max 23W E27
 IP 44



225.03.ORB
225.03.ORT

Ø 30cm - H 24cm
 1x Max 75W E27
 1x Max 23W E27
 IP 44



225.04.ORB
225.04.ORT

Ø 30cm - H 27cm
 1x Max 75W E27
 1x Max 23W E27
 IP 44



225.05.ORB
225.05.ORT

Ø 30cm - H 36cm → 37cm
 1x Max 75W E27
 1x Max 23W E27
 IP 44



225.07.ORB
225.07.ORT

Ø 30cm - H 33cm - ↓ 110
 1x Max 75W E27
 1x Max 23W E27
 IP 40

Calmaggiore

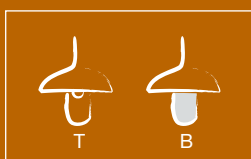
Piatti in rame anticato con
interno bianco e montatura in
ottone anticato.

Plates in antiqued copper with
white interior and frame of
antiqued brass.

Plats en cuivre ancien avec
intérieur blanc et monture en
laiton ancien.

Teller aus alt gemachtem
Kupfer mit weier Innenseite
und Gestell aus alt
gemachtem Messing.

Platos de cobre efecto
antiguo con interno blanco
y montura de latón efecto
antiguo.







Disponibili in due versioni.
Available in two models.
Disponible en deux variantes.
Verfügbar in zwei Modellen.
Disponible en dos versiones.









230.03.ORB
230.03.ORT

Ø 22cm - H 30cm → 30cm
1x Max 60W E27 
1x Max 20W E27  
IP 44 







231.03.ORB
231.03.ORT

Ø 22cm - H 25cm → 30cm
1x Max 60W E27 
1x Max 20W E27  
IP 44 






232.03.ORB
232.03.ORT

Ø 22cm - H 22cm → 30cm
1x Max 60W E27 
1x Max 20W E27  
IP 44 





233.03.ORB
233.03.ORT

Ø 22cm - H 22cm - ↓ 110
1x Max 60W E27 
1x Max 20W E27  
IP 40



232.06.ORB
232.06.ORT

Ø 22cm - H 25cm
1x Max 60W E27 
1x Max 20W E27  
IP 44 

Calmaggiore

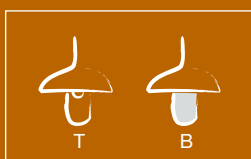
Piatti in rame anticato con
interno bianco e montatura in
ottone anticato.

Plates in antiqued copper with
white interior and frame of
antiqued brass.

Plats en cuivre ancien avec
intérieur blanc et monture en
laiton ancien.

Teller aus alt gemachtem
Kupfer mit weier Innenseite
und Gestell aus alt
gemachtem Messing.

Platos de cobre efecto
antiguo con interno blanco
y montura de latón efecto
antiguo.



Disponibili in due versioni.
Available in two models.
Disponible en deux variantes.
Verfügbar in zwei Modellen.
Disponible en dos versiones.





230.04.ORB
230.04.ORT
 Ø 22cm - H 30cm → 30cm
 1x Max 75W E27
 1x Max 23W E27
 IP 44



231.04.ORB
231.04.ORT
 Ø 22cm - H 28cm → 30cm
 1x Max 75W E27
 1x Max 23W E27
 IP 44



232.04.ORB
232.04.ORT
 Ø 22cm - H 25cm → 30cm
 1x Max 75W E27
 1x Max 23W E27
 IP 44



233.04.ORB
233.04.ORT
 Ø 22cm - H 22cm - ↓ 110
 1x Max 75W E27
 1x Max 23W E27
 IP 40



233.06.ORB
233.06.ORT
 Ø 22cm - H 28cm
 1x Max 75W E27
 1x Max 23W E27
 IP 44

Calmaggiore

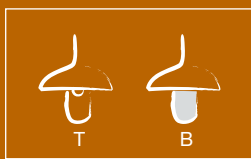
Piatti in rame anticato con
interno bianco e montatura in
ottone anticato.

Plates in antiqued copper with
white interior and frame of
antiqued brass.

Plats en cuivre ancien avec
intérieur blanc et monture en
laiton ancien.

Teller aus alt gemachtem
Kupfer mit weißer Innenseite
und Gestell aus alt
gemachtem Messing.

Platos de cobre efecto
antiguo con interno blanco
y montura de latón efecto
antiguo.







Disponibili in due versioni.
Available in two models.
Disponible en deux variantes.
Verfügbar in zwei Modellen.
Disponible en dos versiones.









234.04.ORB
234.04.ORT

Ø 34cm - H 40cm → 47cm
1x Max 75W E27 
1x Max 23W E27  
IP 44 







235.04.ORB
235.04.ORT

Ø 34cm - H 40cm → 47cm
1x Max 75W E27 
1x Max 23W E27  
IP 44 






236.04.ORB
236.04.ORT

Ø 34cm - H 30cm → 47cm
1x Max 75W E27 
1x Max 23W E27  
IP 44 





237.04.ORB
237.04.ORT

Ø 34cm - H 34cm - ↓ 120
1x Max 75W E27 
1x Max 23W E27  
IP 40



237.06.ORB
237.06.ORT

Ø 34cm - H 30cm
1x Max 75W E27 
1x Max 23W E27  
IP 44 

Calmaggiore

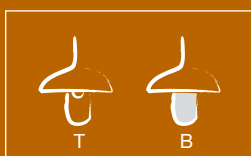
Piatti in rame anticato con
interno bianco e montatura in
ottone anticato.

Plates in antiqued copper with
white interior and frame of
antiqued brass.

Plats en cuivre ancien avec
intérieur blanc et monture en
laiton ancien.

Teller aus alt gemachtem
Kupfer mit weißer Innenseite
und Gestell aus alt
gemachtem Messing.

Platos de cobre efecto
antiguo con interno blanco
y montura de latón efecto
antiguo.







Disponibili in due versioni.
Available in two models.
Disponible en deux variantes.
Verfügbar in zwei Modellen.
Disponible en dos versiones.









234.03.ORB
234.03.ORT

Ø 34cm - H 40cm → 47cm
1x Max 75W E27 
1x Max 20W E27  
IP 44 







235.03.ORB
235.03.ORT

Ø 34cm - H 36cm → 47cm
1x Max 75W E27 
1x Max 20W E27  
IP 44 






236.03.ORB
236.03.ORT

Ø 34cm - H 30cm → 47cm
1x Max 75W E27 
1x Max 20W E27  
IP 44 







237.03.ORB
237.03.ORT

Ø 34cm - H 23cm - ↓ 120
1x Max 75W E27 
1x Max 20W E27  
IP 40



236.06.ORB
236.06.ORT

Ø 34cm - H 30cm
1x Max 75W E27 
1x Max 20W E27  
IP 44 

Casale

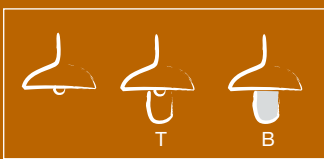
Campane in rame anticato e
montatura in ottone o ferro
anticato.

Bells in antiqued copper and
frame of brass or antiqued
iron.

Cloches en cuivre ancien
avec monture en laiton ou fer
ancien.

Glocken aus alt gemachtem
Kupfer mit Gestell aus
Messing oder alt gemachtem
Eisen.

Campana de cobre efecto
antiguo y montura de latón o
hierro efecto antiguo.





Disponibili in tre versioni.
Available in three models.
Disponible en trois variantes.
Verfügbar in drei Modellen.
Disponible en tres versiones.







240.05.OR
240.05.FR

Ø 34cm - H 70cm → 60cm
1x Max 100W E27 
IP 23 







240.06.OR
240.06.FR

Ø 40cm - H 105cm → 83cm
1x Max 160W E27 HWL 
IP 23 







240.08.ORB
240.08.ORT

Ø 40cm - H 32cm - I 140
1x Max 160W E27 HWL 
1x Max 30W E27  
IP 44 







240.25.ORB
240.25.ORT

Ø 34cm - H 70cm → 60cm
1x Max 75W E27 
1x Max 23W E27  
IP 44 



240.26.ORB
240.26.ORT

Ø 40cm - H 105cm → 83cm
1x Max 160W E27 HWL 
1x Max 30W E27  
IP 44 

Coloniale

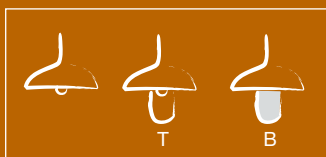
Campane in rame anticato e montatura in ottone o ferro anticato.

Bells in antiqued copper and frame of brass or antiqued iron.

Cloches en cuivre ancient avec monture en laiton ou fer ancient.

Glocken aus alt gemachtem Kupfer mit Gestell aus Messing oder alt gemachtem Eisen.

Campana de cobre efecto antiguo y montura de latón o hierro efecto antiguo.





Disponibili in tre versioni.
Available in three models.
Disponible en trois variantes.
Verfügbar in drei Modellen.
Disponible en tres versiones.





241.05.ORB
241.05.FR

Ø 30cm - H 70cm → 60cm
1x Max 100W E27 
IP 23 







241.06.ORB
241.06.FR

Ø 40cm - H 105cm → 83cm
1x Max 160W HWL 
IP 23 







241.07.ORB
241.07.ORT

Ø 30cm - H 28cm - I 120
1x Max 75W E27 
1x Max 23W E27  
IP 44 







241.25.ORB
241.25.ORT

Ø 30cm - H 70cm → 60cm
1x Max 75W E27 
1x Max 23W E27  
IP 44 



241.26.ORB
241.26.ORT

Ø 40cm - H 105cm → 83cm
1x Max 160W HWL 
1x Max 30W E27  
IP 44 

Rustica

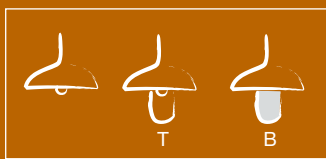
Campane in rame anticato e
montatura in ottone o ferro
anticato.

Bells in antiqued copper and
frame of brass or antiqued
iron.

Cloches en cuivre ancient
avec monture en laiton ou fer
ancient.

Glocken aus alt gemachtem
Kupfer mit Gestell aus
Messing oder alt gemachtem
Eisen.

Campana de cobre efecto
antiguo y montura de latón o
hierro efecto antiguo.





Disponibili in tre versioni.
Available in three models.
Disponible en trois variantes.
Verfügbar in drei Modellen.
Disponible en tres versiones.







242.05.OR
242.05.FR

Ø 27cm - H 35cm → 73cm
1x Max 100W E27 
IP 23 






242.06.OR
242.06.FR

Ø 35cm - H 45cm → 88cm
1x Max 150W E27 
IP 23 







242.07.ORB
242.07.ORT

Ø 27cm - H 26cm - ↓ 120
1x Max 60W E27 
1x Max 23W E27  
IP 40







242.08.ORB
242.08.ORT

Ø 35cm - H 36cm - ↓ 130
1x Max 160W HWL 
1x Max 30W E27  
IP 44 







242.25.ORB
242.25.ORT

Ø 27cm - H 38cm → 73cm
1x Max 75W E27 
1x Max 23W E27  
IP 44 



242.26.ORB
242.26.ORT

Ø 35cm - H 55cm → 88cm
1x Max 160W HWL 
1x Max 30W E27  
IP 44 

Contrada

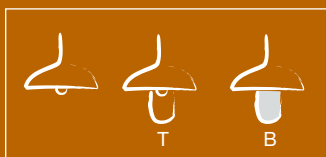
Piatti in rame anticato con
interno bianco e montatura in
ottone anticato.

Plates in antiqued copper with
white interior and frame of
antiqued brass.

Plats en cuivre ancien avec
intérieur blanc et monture en
laiton ancien.

Teller aus alt gemachtem
Kupfer mit weier Innenseite
und Gestell aus alt
gemachtem Messing.

Platos de cobre efecto
antiguo con interno blanco
y montura de latón efecto
antiguo.



Disponibili in tre versioni.
Available in three models.
Disponible en trois variantes.
Verfügbar in drei Modellen.
Disponible en tres versiones.





243.02.OR

Ø 25cm - H 20cm
1x Max 100W E27
IP 23



243.03.ORB
243.03.ORT

Ø 25cm - H 30cm
1x Max 75W E27
1x Max 23W E27
IP 44



243.05.OR

Ø 25cm - H 26cm → 43cm
1x Max 100W E27
IP 23



243.06.OR

Ø 25cm - H 28cm → 33cm
1x Max 100W E27
IP 23



243.07.ORB
243.07.ORT

Ø 25cm - H 28cm - I 110
1x Max 75W E27
1x Max 23W E27
IP 40



243.25.ORB
243.25.ORT

Ø 25cm - H 35cm → 43cm
1x Max 75W E27
1x Max 23W E27
IP 44



243.26.ORB
243.26.ORT

Ø 25cm - H 37cm → 33cm
1x Max 75W E27
1x Max 23W E27
IP 44

Il Borgo

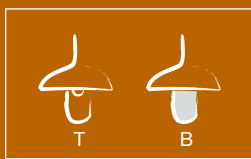
Campane in rame anticato e
montature in ottone anticato.

Bells in antiqued copper and
frames of antiqued brass.

Cloches en cuivre ancien et
montures en laiton ancien.

Glocken aus alt gemachtem
Kupfer und Gestelle aus alt
gemachtem Messing.

Campana de cobre efecto
antiguo y monturas de latón
efecto antiguo.







Disponibili in due versioni.
Available in two models.
Disponible en deux variantes.
Verfügbar in zwei Modellen.
Disponible en dos versiones.









244.12.ORB
244.12.ORT

Ø 25cm - H 47cm → 33cm
1x Max 75W E27 
1x Max 23W E27  
IP 44 







244.02.ORB
244.02.ORT

Ø 25cm - H 31cm
1x Max 75W E27 
1x Max 23W E27  
IP 44 







244.05.ORB
244.05.ORT

Ø 25cm - H 30cm → 32cm
1x Max 75W E27 
1x Max 23W E27  
IP 44 






244.06.ORB
244.06.ORT

Ø 25cm - H 35cm → 33cm
1x Max 75W E27 
1x Max 23W E27  
IP 44 



244.07.ORB
244.07.ORT

Ø 25cm - H 28cm - ↓ 110
1x Max 75W E27 
1x Max 23W E27  
IP 40

Il Borgo

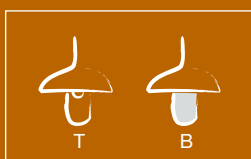
Campane in rame anticato e
montature in ottone anticato.

Bells in antiqued copper and
frames of antiqued brass.

Cloches en cuivre ancien et
montures en laiton ancien.

Glocken aus alt gemachtem
Kupfer und Gestelle aus alt
gemachtem Messing.

Campana de cobre efecto
antiguo y monturas de latón
efecto antiguo.






Disponibili in due versioni.
Available in two models.
Disponible en deux variantes.
Verfügbar in zwei Modellen.
Disponible en dos versiones.



244.32.ORB
244.32.ORT

Ø 34cm - H 304+51cm

1x Max 160W E27 





1x Max 30W E27  

IP 45 









244.03.ORB
244.03.ORT

Ø 34cm - H 37cm
1x Max 160W E27 
1x Max 30W E27  
IP 44 







244.08.ORB
244.08.ORT

Ø 34cm - H 34cm - ↓ 120
1x Max 160W E27 
1x Max 30W E27  
IP 43 







244.09.ORB
244.09.ORT

Ø 34cm - H 37cm - ↓ 130
1x Max 160W E27 
1x Max 30W E27  
IP 45 







244.13.ORB
244.13.ORT

Ø 34cm - H 60cm → 56cm
1x Max 160W E27 
1x Max 30W E27  
IP 44 







244.23.ORB
244.23.ORT

Ø 34cm - H 48cm → 90cm
1x Max 160W E27 
1x Max 30W E27  
IP 44 







244.25.ORB
244.25.ORT

Ø 34cm - H 38cm → 56cm
1x Max 160W E27 
1x Max 30W E27  
IP 44 



244.26.ORB
244.26.ORT

Ø 34cm - H 68cm → 63cm
1x Max 160W E27 
1x Max 30W E27  
IP 44 

Il Granaio

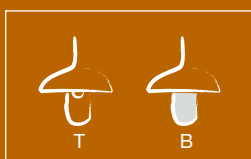
Campane in rame anticato e
montature in ottone anticato.

Bells in antiqued copper and
frames of antiqued brass.

Cloches en cuivre ancien et
montures en laiton ancien.

Glocken aus alt gemachtem
Kupfer und Gestelle aus alt
gemachtem Messing.

Campana de cobre efecto
antiguo y monturas de latón
efecto antiguo.







Disponibili in due versioni.
Available in two models.
Disponible en deux variantes.
Verfügbar in zwei Modellen.
Disponible en dos versiones.









246.02.ORB
246.02.ORT

Ø 23cm - H 30cm
1x Max 75W E27 
1x Max 23W E27  
IP 44 







246.04.ORB
246.04.ORT

Ø 23cm - H 40cm → 40cm
1x Max 75W E27 
1x Max 23W E27  
IP 44 







246.05.ORB
246.05.ORT

Ø 23cm - H 32cm → 32cm
1x Max 75W E27 
1x Max 23W E27  
IP 44 






246.06.ORB
246.06.ORT

Ø 23cm - H 34cm → 32cm
1x Max 75W E27 
1x Max 23W E27  
IP 44 



246.07.ORB
246.07.ORT

Ø 23cm - H 25cm - I 110cm
1x Max 75W E27 
1x Max 23W E27  
IP 40

Marina

Fusioni ottone anticato per esterni.

Outdoor antiqued brass fusions.



Fusions de laiton ancié pour l'extérieur.


Schmelzen von alt gemachtem Messing zum äußerlichen Gebrauch.

Fusiones latón con efecto antiguo para exteriores.





247.05.A0

L 23x10cm ← 8,5cm
1x Max 15W E27  
IP 54 ▲




247.06.A0

L 23x10cm ← 8,5cm
1x Max 15W E27  
IP 54 ▲




247.16.00

L 20x12cm → 11cm
1x Max 60W E14 
IP 55 ▲▲




247.17.00

L 25x14cm → 12cm
1x Max 100W E27 
IP 55 ▲▲





247.18.00

Ø 18cm → 10,5cm
1x Max 60W E14 
IP 55 ▲▲



247.19.00

Ø 22cm → 11cm
1x Max 100W E27 
IP 55 ▲▲



247.08.A0

L 13x13cm ↓10cm
 1x Max 6W Gx53 (UL)
 MICROLINX
 IP 65 ▲



247.09.A0

Ø 14cm ↓13cm
 1x Max 50W GU10 (UL)
 IP 67 ▣



247.11.A0

Ø 18cm ↓22cm
 1x Max 15W E27 (UL)
 IP 67 ▣



247.01.00

1x Max 25W G9 (UL)

247.21.00

1x Max 6W Gx53 (UL)

Ø 14cm → 3,4cm
 IP 55 ▲ ▲



247.02.00

1x Max 25W G9 (UL)

247.22.00

1x Max 6W Gx53 (UL)

Ø 14cm → 5,4cm
 IP 55 ▲ ▲



247.03.00

1x Max 25W G9 (UL)

247.23.00

1x Max 6W Gx53 (UL)

Ø 14cm → 5,3cm
 IP 55 ▲ ▲



247.04.00

1x Max 25W G9 (UL)

247.24.00

1x Max 6W Gx53 (UL)

Ø 14cm → 5,6cm
 IP 55 ▲ ▲

Marina

Fusioni ottone anticato
per esterni.

Outdoor antiqued brass
fusions.

Fusions de laiton ancié
pour l'extérieur.

Schmelzen von alt gemachtem
Messing zum äußerlichen
Gebrauch.

Fusiones latón con efecto
antiguo para exteriores.







Adattabili al sistema Edera (pag. 169) - Items suitable to Edera system (pag. 169)



247.41.00

Ø 27cm → 9,5cm

1x Max 18W G24 d  



IP 55 ▲ ▲

INCLUDED BALLAST



247.51.00

Ø 27cm → 9,5cm

2x Max 13W G24 d  



IP 55 ▲ ▲

INCLUDED BALLAST



247.42.00

Ø 27cm → 9,5cm

1x Max 18W G24 d  


IP 55 ▲ ▲



INCLUDED BALLAST



247.36.00

L 20cm - H 14,5cm → 12cm

1x Max 60W E27 


1x Max 11W E27  



IP 55 ▲ ▲



247.37.00

L 24cm - H 16,5cm → 12cm

1x Max 100W E27 


1x Max 23W E27  



IP 55 ▲ ▲



247.38.00

Ø 21,5cm → 12cm

1x Max 75W E27 


1x Max 15W E27  



IP 55 ▲ ▲



247.39.00

Ø 27,5cm → 15,5cm

1x Max 100W E27 

1x Max 23W E27  

IP 55 ▲ ▲

Venezia

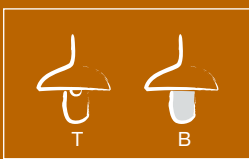
Combinazioni di ottoni,
fusioni e rame anticati.

Fusions of brass.
Fusions and antiqued copper.

Combinaisons de laitons
Fusions et cuivre ancintés.

Kombinationen von Messing
Alt gemachte Schmelzen und
Kupfer.

Combinaciones de latones
fusiones y cobre con efecto
antiguo.






Disponibili in due versioni.
Available in two models.
Disponible en deux variantes.
Verfügbar in zwei Modellen.
Disponible en dos versiones.



248.02.ORB
248.02.ORT

Ø 22cm - H 36cm

1x Max 75W E27 





1x Max 23W E27  

IP 44 









248.03.ORB
248.03.ORT

Ø 26cm - H 46cm
1x Max 75W E27 
1x Max 30W E27  
IP 44 







248.05.ORB
248.05.ORT

Ø 22cm - H 41cm → 26cm
1x Max 75W E27 
1x Max 23W E27  
IP 44 







248.06.ORB
248.06.ORT

Ø 26cm - H 49cm → 41cm
1x Max 75W E27 
1x Max 30W E27  
IP 44 







248.07.ORB
248.07.ORT

Ø 22cm - H 40cm
1x Max 75W E27 
1x Max 23W E27  
IP 23 







248.08.ORB
248.08.ORT

Ø 26cm - H 46cm
1x Max 75W E27 
1x Max 30W E27  
IP 23 







248.09.ORB
248.09.ORT

Ø 22cm - H 41cm → 26cm
1x Max 75W E27 
1x Max 23W E27  
IP 44 



248.10.ORB
248.10.ORT

Ø 26cm - H 49cm → 41cm
1x Max 75W E27 
1x Max 30W E27  
IP 44 

Il Ponte


Serie di lampade in ottone e rame per applicazioni speciali dotate di due punti di connessione.

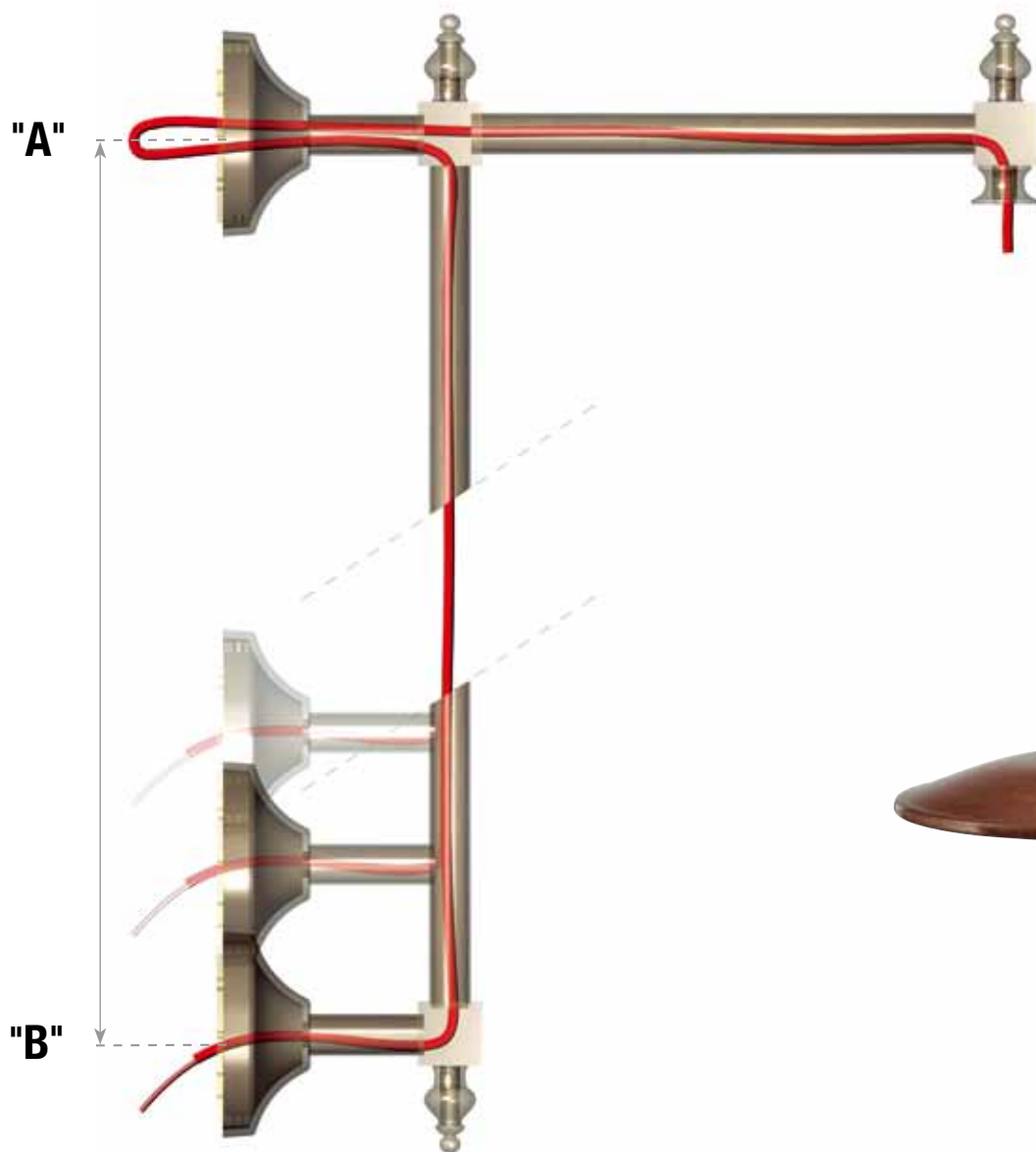
Series of lamps of brass and copper for special applications with two connection points.

Série de Lampes en laiton et cuivre pour applications spéciales avec deux points de connexion.

Serien von Leuchten aus Messing und Kupfer für besondere Verwendungen mit zwei Anschlu en.

Serie de lamparas de lat n y cobre para aplicaciones especiales con dos puntos de conexi n.





“SUMISURA”

Soluzione ideata per sopperire alle esigenze di spostamento verticale dei punti luce esistenti senza intervenire con demolizioni di intonaci o scanature. Le appliques de “IL PONTE”, hanno due punti di connessione “A” e “B”. Comunicando l’interasse tra questi (A - B), vi realizziamo l’apparecchio idoneo per posizionare il punto luce all’altezza appropriata.



“OUTSIZE”

Solution created to solve the requirements of vertical movement of the existing lighting points without destroying plasters or flutes. The wall lamps “IL PONTE” have two connections points “A” and “B”. It is enough to communicate the wheelbase between these points (A-B), and we will realize the suitable item to put the lighting point at the requested height.

14 cm





250.02.OR

Ø 25cm - H 22cm
1x Max 100W E27 
IP 23 





250.04.OR

Ø 25cm - H 15cm → 42cm
1x Max 100W E27 
IP 23 






250.05.OR

Ø 25cm - H 32cm → 44cm
1x Max 100W E27 
IP 23 





250.06.OR

Ø 25cm - H 42cm → 44cm
1x Max 100W E27 
IP 23 





250.07.OR

Ø 25cm - H 37cm → 57cm
1x Max 100W E27 
IP 23 



250.08.OR

Ø 25cm - H 22cm - L 75cm
2x Max 75W E27 
IP 23 



8 cm

18 cm

8 cm

8 cm



250.22.ORT
250.22.ORB
 Ø 25cm - H 38cm
 1x Max 75W E27
 1x Max 23W E27
 IP 44 ▲



250.24.ORT
250.24.ORB
 Ø 25cm - H 31cm → 42cm
 1x Max 75W E27
 1x Max 23W E27
 IP 44 ▲



250.25.ORT
250.25.ORB
 Ø 25cm - H 32cm → 44cm
 1x Max 75W E27
 1x Max 23W E27
 IP 44 ▲



250.26.ORT
250.26.ORB
 Ø 25cm - H 42cm → 44cm
 1x Max 75W E27
 1x Max 23W E27
 IP 44 ▲



250.27.ORT
250.27.ORB
 Ø 25cm - H 37cm → 57cm
 1x Max 75W E27
 1x Max 23W E27
 IP 44 ▲



250.28.ORT
250.28.ORB
 Ø 25cm - H 38cm → 75cm
 2x Max 75W E27
 2x Max 23W E27
 IP 44 ▲



Lampade da esterno

exterior lights, Lampes pour l'extérieur, Außenlampen, Lámparas para decoración externa

per l'arredo urbano

for the street furniture, pour l'aménagement urbain,
für die Stadtausstattung, para la decoración urbana

per il giardino

for the garden, pour le jardin, für den Garten, para el jardín



Lampioni

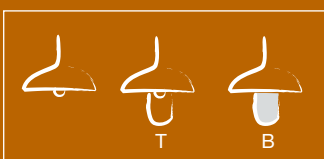
Collezione per esterni.
Pali e bracci in ottone,
particolari in fusione,
cappelli in rame anticato.

Collection for exteriors.
Lamp-posts and arms in brass,
fusion details, lampshades in
antiqued copper.

Collection pour extérieurs.
Poteaux et bras en laiton,
détails en fusion, chapeaux en
cuivre ancié.

Außenkollektion. Lichtmasten
und Arme aus Messing,
Schmelzeinheiten,
Hauben aus alt gemachtem
Kupfer.

Colección para la decoración
externa. Palos y brazos de
latón, detalles de fundición,
cúpulas de cobre con efecto
antiguo.



Disponibili in tre versioni.
Available in three models.
Disponible en trois variantes.
Verfügbar in drei Modellen.
Disponibile en tres versiones.







Applique
Wall lamp
Wand leuchte
Applique
Aplique

pag 71













302.01.ORB
302.01.ORT

Ø 35cm - L 60cm - H 348cm
1x Max 75W E27 
1x Max 23W E27  
IP 44 





302.02.ORB
302.02.ORT

Ø 35cm - L 116cm - H 348cm
2x Max 75W E27 
2x Max 23W E27  
IP 44 





302.03.ORB
302.03.ORT

Ø 35cm - L 100cm - H 348cm
3x Max 75W E27 
3x Max 23W E27  
IP 44 





302.04.ORB
302.04.ORT

Ø 40cm - L 83cm - H 417cm
1x Max 160W E27 
1x Max 30W E27  
IP 44 

302.05.ORB
302.05.ORT

Ø 40cm - L 160cm - H 417cm
2x Max 160W E27 
2x Max 30W E27  
IP 44 

302.06.ORB
302.06.ORT

Ø 40cm - L 146cm - H 417cm
3x Max 160W E27 
3x Max 30W E27  
IP 44 

Lampioni

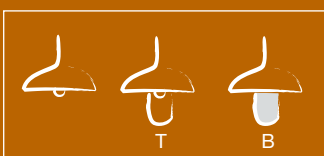
Collezione per esterni. Pali e bracci in ottone, particolari in fusione, cappelli in rame anticato.

Collection for exteriors. Lamp-posts and arms in brass, fusion details, lampshades in antiqued copper.

Collection pour extérieurs. Poteaux et bras en laiton, détails en fusion, chapeaux en cuivre ancié.

Außenkollektion. Lichtmasten und Arme aus Messing, Schmelzeinheiten, Hauben aus alt gemachtem Kupfer.

Colección para la decoración externa. Palos y brazos de latón, detalles de fundición, cúpulas de cobre con efecto antiguo.



Disponibili in tre versioni.
Available in three models.
Disponible en trois variantes.
Verfügbar in drei Modellen.
Disponible en tres versiones.







Applique
Wall lamp
Wand leuchte
Applique
Aplique

pag 73













303.01.ORB
303.01.ORT

Ø 35cm - L 60cm - H 348cm
1x Max 75W E27 
1x Max 23W E27  
IP 44 





303.02.ORB
303.02.ORT

Ø 35cm - L 116cm - H 348cm
2x Max 75W E27 
2x Max 23W E27  
IP 44 





303.03.ORB
303.03.ORT

Ø 35cm - L 100cm - H 348cm
3x Max 75W E27 
3x Max 23W E27  
IP 44 





303.04.ORB
303.04.ORT

Ø 40cm - L 83cm - H 417cm
1x Max 160W E27 
1x Max 30W E27  
IP 44 

303.05.ORB
303.05.ORT

Ø 40cm - L 160cm - H 417cm
2x Max 160W E27 
2x Max 30W E27  
IP 44 

303.06.ORB
303.06.ORT

Ø 40cm - L 146cm - H 417cm
3x Max 160W E27 
3x Max 30W E27  
IP 44 

Lampioni

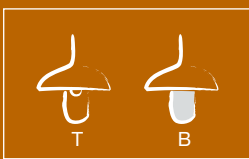
Collezione per esterni. Pali e bracci in ottone, particolari in fusione, cappelli in rame anticato.

Collection for exteriors. Lamp-posts and arms in brass, fusion details, lampshades in antiqued copper.

Collection pour extérieurs. Poteaux et bras en laiton, détails en fusion, chapeaux en cuivre ancié.

Außenkollektion. Lichtmasten und Arme aus Messing, Schmelzeinheiten, Hauben aus alt gemachtem Kupfer.

Colección para la decoración externa. Palos y brazos de latón, detalles de fundición, cúpulas de cobre con efecto antiguo.



Disponibili in due versioni.
Available in two models.
Disponibile en deux variantes.
Verfügbar in zwei Modellen.
Disponibile en dos versiones.







Applique
Wall lamp
Wand leuchte
Applique
Aplique

pag 59









306.A1.ORB
306.A1.ORT

L 70cm - H 300cm
1x Max 75W E27 
1x Max 23W E27  
IP 44 







306.B1.ORB
306.B1.ORT

L 145cm - H 300cm
2x Max 75W E27 
2x Max 23W E27  
IP 44 







306.A2.ORB
306.A2.ORT

L 70cm - H 300cm
1x Max 75W E27 
1x Max 23W E27  
IP 44 







306.B2.ORB
306.B2.ORT

L 145cm - H 300cm
2x Max 75W E27 
2x Max 23W E27  
IP 44 







306.A3.ORB
306.A3.ORT

L 70cm - H 300cm
1x Max 75W E27 
1x Max 23W E27  
IP 44 



306.B3.ORB
306.B3.ORT

L 145cm - H 300cm
2x Max 75W E27 
2x Max 23W E27  
IP 44 

Lampioni

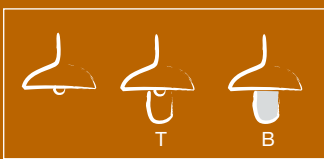
Collezione per esterni. Pali e bracci in ottone, particolari in fusione, cappelli in rame anticato.

Collection for exteriors. Lamp-posts and arms in brass, fusion details, lampshades in antiqued copper.

Collection pour extérieurs. Poteaux et bras en laiton, détails en fusion, chapeaux en cuivre ancienté.

Außenkollektion. Lichtmasten und Arme aus Messing, Schmelzeinheiten, Hauben aus alt gemachtem Kupfer.

Colección para la decoración externa. Palos y brazos de latón, detalles de fundición, cúpulas de cobre con efecto antiguo.






Disponibili in tre versioni.
Available in three models.
Disponible en trois variantes.
Verfügbar in drei Modellen.
Disponible en tres versiones.



304.H1.ORB
304.H1.ORT

L 46cm - H 260cm

1x Max 75W E27 





1x Max 23W E27  

IP 44 









304.H2.ORB
304.H2.ORT

L 46cm - H 260cm
1 x Max 75W E27 
1 x Max 23W E27  
IP 44 







304.H3.ORB
304.H3.ORT

L 46cm - H 260cm
1 x Max 75W E27 
1 x Max 23W E27  
IP 44 







304.H4.ORB
304.H4.ORT

L 46cm - H 260cm
1 x Max 75W E27 
1 x Max 23W E27  
IP 44 







304.H5.ORB
304.H5.ORT

L 46cm - H 260cm
1 x Max 75W E27 
1 x Max 23W E27  
IP 44 







304.H6.ORB
304.H6.ORT

L 46cm - H 260cm
1 x Max 75W E27 
1 x Max 23W E27  
IP 44 







304.H7.ORB
304.H7.ORT

L 50cm - H 260cm
1 x Max 75W E27 
1 x Max 23W E27  
IP 44 



304.H8.ORB
304.H8.ORT

L 46cm - H 260cm
1 x Max 75W E27 
1 x Max 23W E27  
IP 44 

Lampioni

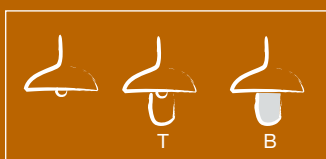
Collezione per esterni. Pali e bracci in ottone, particolari in fusione, cappelli in rame anticato.

Collection for exteriors. Lamp-posts and arms in brass, fusion details, lampshades in antiqued copper.





Collection pour extérieurs. Poteaux et bras en laiton, détails en fusion, chapeaux en cuivre ancié.

Außenkollektion. Lichtmasten und Arme aus Messing, Schmelzeinheiten, Hauben aus alt gemachtem Kupfer.

Colección para la decoración externa. Palos y brazos de latón, detalles de fundición, cúpulas de cobre con efecto antiguo.







304.L1.ORB
304.L1.ORT

L 88cm - H 260cm
2x Max 75W E27 
2x Max 23W E27  
IP 44 









304.L2.ORB
304.L2.ORT

L 88cm - H 260cm
2x Max 75W E27 
2x Max 23W E27  
IP 44 







304.L3.ORB
304.L3.ORT

L 88cm - H 260cm
2x Max 75W E27 
2x Max 23W E27  
IP 44 







304.L4.ORB
304.L4.ORT

L 88cm - H 260cm
2x Max 75W E27 
2x Max 23W E27  
IP 44 







304.L5.ORB
304.L5.ORT

L 88cm - H 260cm
2x Max 75W E27 
2x Max 23W E27  
IP 44 







304.L6.ORB
304.L6.ORT

L 88cm - H 260cm
2x Max 75W E27 
2x Max 23W E27  
IP 44 







304.L7.ORB
304.L7.ORT

L 92cm - H 260cm
2x Max 75W E27 
2x Max 23W E27  
IP 44 



304.L8.ORB
304.L8.ORT

L 90cm - H 260cm
2x Max 75W E27 
2x Max 23W E27  
IP 44 

Lampioni

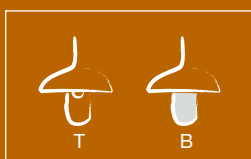
Collezione per esterni. Pali e bracci in ottone, particolari in fusione, cappelli in rame anticato.

Collection for exteriors. Lamp-posts and arms in brass, fusion details, lampshades in antiqued copper.

Collection pour extérieurs. Poteaux et bras en laiton, détails en fusion, chapeaux en cuivre ancié.

Außenkollektion. Lichtmasten und Arme aus Messing, Schmelzeinheiten, Hauben aus alt gemachtem Kupfer.

Colección para la decoración externa. Palos y brazos de latón, detalles de fundición, cúpulas de cobre con efecto antiguo.



Disponibili in due versioni.
Available in two models.
Disponible en deux variantes.
Verfügbar in zwei Modellen.
Disponibile en dos versiones.



Applique
Wall lamp
Wand leuchte
Applique
Aplique

pag 79



Applique
Wall lamp
Wand leuchte
Applique
Aplique

pag 65





1



1







2



3







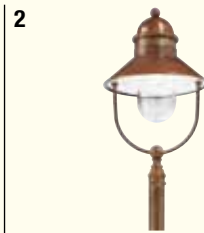
301.B2.ORB
301.B2.ORT

Ø 25cm - H 85cm + 35cm
1x Max 75W E27 
1x Max 23W E27  
IP 44 







301.B3.ORB
301.B3.ORT

Ø 30cm - H 85cm + 35cm
1x Max 75W E27 
1x Max 23W E27  
IP 44 







301.B4.ORB
301.B4.ORT

Ø 25cm - H 200cm + 35cm
1x Max 75W E27 
1x Max 23W E27  
IP 44 







301.B5.ORB
301.B5.ORT

Ø 30cm - H 200cm + 35cm
1x Max 75W E27 
1x Max 23W E27  
IP 44 







301.C4.ORB
301.C4.ORT

Ø 30cm - H 100+100cm + 35cm
1x Max 75W E27 
1x Max 23W E27  
IP 44 



301.C5.ORB
301.C5.ORT

Ø 30cm - H 100+100cm + 35cm
1x Max 75W E27 
1x Max 23W E27  
IP 44 

Il Borgo

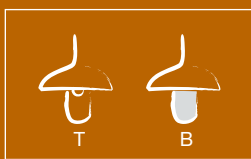
Collezione per esterni. Pali e bracci in ottone, particolari in fusione, cappelli in rame anticato.

Collection for exteriors. Lamp-posts and arms in brass, fusion details, lampshades in antiqued copper.

Collection pour extérieurs. Poteaux et bras en laiton, détails en fusion, chapeaux en cuivre ancié.

Außenkollektion. Lichtmasten und Arme aus Messing, Schmelzeinheiten, Hauben aus alt gemachtem Kupfer.

Colección para la decoración externa. Palos y brazos de latón, detalles de fundición, cúpulas de cobre con efecto antiguo.



Disponibili in due versioni.
Available in two models.
Disponibile en deux variantes.
Verfügbar in zwei Modellen.
Disponibile en dos versiones.







Applique
Wall lamp
Wand leuchte
Applique
Aplique

pag 81









244.30.ORB
244.30.ORT

Ø 34cm - H 300cm + 51cm
1x Max 160W E27 
1x Max 30W E27  
IP 45 







244.32.ORB
244.32.ORT

Ø 34cm - H 304cm + 51cm
1x Max 160W E27 
1x Max 30W E27  
IP 45 







244.33.ORB
244.33.ORT

Ø 34cm - H 352cm + 51cm
1x Max 160W E27 
1x Max 30W E27  
IP 45 







244.40.ORB
244.40.ORT

Ø 34cm - H 300cm + 65cm → 72cm
1x Max 160W E27 
1x Max 30W E27  
IP 45 



244.42.ORB
244.42.ORT

Ø 34cm - H 300cm + 65cm → 145cm
2x Max 160W E27 
2x Max 30W E27  
IP 45 

Lampioni

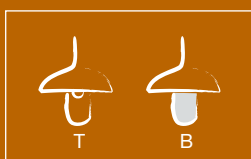
Collezione per esterni. Pali e bracci in ottone, particolari in fusione, cappelli in rame anticato.

Collection for exteriors. Lamp-posts and arms in brass, fusion details, lampshades in antiqued copper.

Collection pour extérieurs. Poteaux et bras en laiton, détails en fusion, chapeaux en cuivre ancié.

Außenkollektion. Lichtmasten und Arme aus Messing, Schmelzeinheiten, Hauben aus alt gemachtem Kupfer.

Colección para la decoración externa. Palos y brazos de latón, detalles de fundición, cúpulas de cobre con efecto antiguo.






Disponibili in due versioni.
Available in two models.
Disponible en deux variantes.
Verfügbar in zwei Modellen.
Disponible en dos versiones.




301.D8.ORB
301.D8.ORT

L 65cm - H 200cm + 45cm

1x Max 75W E27 

1x Max 23W E27  





IP 44 





301.D1.ORB
301.D1.ORT





L 58cm - H 200cm + 45cm

1x Max 75W E27 
1x Max 23W E27  
IP 44 



301.D2.ORB
301.D2.ORT





L 60cm - H 200cm + 45cm

1x Max 75W E27 
1x Max 23W E27  
IP 44 



301.D3.ORB
301.D3.ORT





L 60cm - H 200cm + 45cm

1x Max 75W E27 
1x Max 23W E27  
IP 44 



301.D4.ORB
301.D4.ORT





L 60cm - H 200cm + 45cm

1x Max 75W E27 
1x Max 23W E27  
IP 44 



301.D5.ORB
301.D5.ORT





L 60cm - H 200cm + 45cm

1x Max 75W E27 
1x Max 23W E27  
IP 44 



301.D6.ORB
301.D6.ORT





L 60cm - H 200cm + 45cm

1x Max 75W E27 
1x Max 23W E27  
IP 44 



301.D7.ORB
301.D7.ORT

L 65cm - H 200cm + 45cm

1x Max 75W E27 
1x Max 23W E27  
IP 44 

Lampioni

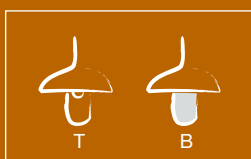
Collezione per esterni. Pali e bracci in ottone, particolari in fusione, cappelli in rame anticato.

Collection for exteriors. Lamp-posts and arms in brass, fusion details, lampshades in antiqued copper.


Collection pour extérieurs. Poteaux et bras en laiton, détails en fusion, chapeaux en cuivre ancié.

Außenkollektion. Lichtmasten und Arme aus Messing, Schmelzeinheiten, Hauben aus alt gemachtem Kupfer.





Colección para la decoración externa. Palos y brazos de latón, detalles de fundición, cúpulas de cobre con efecto antiguo.



Disponibili in due versioni.
Available in two models.
Disponible en deux variantes.
Verfügbar in zwei Modellen.
Disponibile en dos versiones.



301.E8.ORB
301.E8.ORT

L 110cm - H 200cm + 45cm
2x Max 75W E27 
2x Max 23W E27  
IP 44 





301.E1.ORB
301.E1.ORT

L 100cm - H 200cm + 45cm
2x Max 75W E27
2x Max 23W E27
IP 44



301.E2.ORB
301.E2.ORT

L 108cm - H 200cm + 45cm
2x Max 75W E27
2x Max 23W E27
IP 44



301.E3.ORB
301.E3.ORT

L 100cm - H 200cm + 45cm
2x Max 75W E27
2x Max 23W E27
IP 44



301.E4.ORB
301.E4.ORT

L 108cm - H 200cm + 45cm
2x Max 75W E27
2x Max 23W E27
IP 44



301.E5.ORB
301.E5.ORT

L 100cm - H 200cm + 45cm
2x Max 75W E27
2x Max 23W E27
IP 44



301.E6.ORB
301.E6.ORT

L 108cm - H 200cm + 45cm
2x Max 75W E27
2x Max 23W E27
IP 44



301.E7.ORB
301.E7.ORT

L 112cm - H 200cm + 45cm
2x Max 75W E27
2x Max 23W E27
IP 44

Venezia

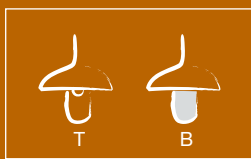
Collezione per esterni. Pali e bracci in ottone, particolari in fusione, cappelli in rame anticato.

Collection for exteriors. Lamp-posts and arms in brass, fusion details, lampshades in antiqued copper.

Collection pour extérieurs. Poteaux et bras en laiton, détails en fusion, chapeaux en cuivre ancié.

Außenkollektion. Lichtmasten und Arme aus Messing, Schmelzeinheiten, Hauben aus alt gemachtem Kupfer.

Colección para la decoración externa. Palos y brazos de latón, detalles de fundición, cúpulas de cobre con efecto antiguo.






Disponibili in due versioni.
Available in two models.
Disponible en deux variantes.
Verfügbar in zwei Modellen.
Disponibile en dos versiones.



248.11.ORB
248.11.ORT

Ø 22cm - H 47cm

2x Max 75W E27 





2x Max 23W E27  

IP 44 









248.12.ORB
248.12.ORT

Ø 22cm - H 70cm
1x Max 75W E27 
1x Max 23W E27  
IP 44 





248.13.ORB
248.13.ORT

Ø 22cm - H 100cm
1x Max 75W E27 
1x Max 23W E27  
IP 44 







248.14.ORB
248.14.ORT

Ø 22cm - H 130cm
1x Max 75W E27 
1x Max 23W E27  
IP 44 







248.15.ORB
248.15.ORT

Ø 22cm - H 150cm
1x Max 75W E27 
1x Max 23W E27  
IP 44 







248.18.ORB
248.18.ORT

Ø 26cm - H 260cm
2x Max 100W E27 
2x Max 30W E27  
IP 44 







248.20.ORB
248.20.ORT

Ø 22cm - L 62cm - H 220+40cm
2x Max 75W E27 
2x Max 23W E27  
IP 44 



248.27.ORB
248.27.ORT

Ø 22cm - L 62cm - H 212+58cm
2x Max 75W E27 
2x Max 23W E27  
IP 44 

Venezia

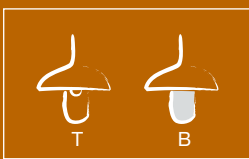
Collezione per esterni. Pali e bracci in ottone, particolari in fusione, cappelli in rame anticato.

Collection for exteriors. Lamp-posts and arms in brass, fusion details, lampshades in antiqued copper.

Collection pour extérieurs. Poteaux et bras en laiton, détails en fusion, chapeaux en cuivre ancié.

Außenkollektion. Lichtmasten und Arme aus Messing, Schmelzeinheiten, Hauben aus alt gemachtem Kupfer.






Colección para la decoración externa. Palos y brazos de latón, detalles de fundición, cúpulas de cobre con efecto antiguo.



Disponibili in due versioni.
Available in two models.
Disponible en deux variantes.
Verfügbar in zwei Modellen.
Disponibile en dos versiones.







248.24.ORB
248.24.ORT

Ø 26cm - L 100cm - H 288+90cm
4x Max 100W E27 
4x Max 30W E27   
IP 44 









248.21.ORB
248.21.ORT

Ø 26cm - L 82cm - H 243+52cm
2x Max 100W E27 
2x Max 30W E27  
IP 44 







248.22.ORB
248.22.ORT

Ø 26cm - L 100 - H 288+52cm
3x Max 100W E27 
3x Max 30W E27  
IP 44 







248.23.ORB
248.23.ORT

Ø 26cm - L 100cm - H 243+80cm
3x Max 100W E27 
3x Max 30W E27  
IP 44 







248.28.ORB
248.28.ORT

Ø 26cm - L 82cm - H 250+73cm
2x Max 100W E27 
2x Max 30W E27  
IP 44 







248.29.ORB
248.29.ORT

Ø 26cm - L 100cm - H 297+73cm
3x Max 100W E27 
3x Max 30W E27  
IP 44 







248.30.ORB
248.30.ORT

Ø 26cm - L 100cm - H 250+100cm
3x Max 100W E27 
3x Max 30W E27  
IP 44 



248.31.ORB
248.31.ORT

Ø 26cm - L 100cm - H 297+100cm
4x Max 100W E27 
4x Max 30W E27  
IP 44 

Garden

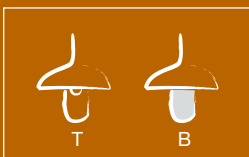
Collezione per esterni da giardino e vialetti in ottone con particolari in rame.

Collection for exteriors for the garden and paths in brass with some details in copper.

Collection pour extérieurs pour le jardin et petites allées en laiton avec des détails en cuivre.

Außenkollektion für den Garten und schmale Wege aus Messing mit Einzelheiten aus Kupfer.

Colección de decoración externa para el jardín y para pequeñas avenidas de latón con detalles de cobre.



Disponibili in due versioni.
Available in two models.
Disponible en deux variantes.
Verfügbar in zwei Modellen.
Disponible en dos versiones.

OPTIONAL



300.09.FZ

H 30/40cm

OPTIONAL











300.06.RR





Ø 14cm - H 3cm

















245.50.ORB
245.50.ORT
 Ø 14cm - H 25cm
 1x Max 75W E27 
 1x Max 23W E27  
 IP 44 

245.51.ORB
245.51.ORT
 Ø 14cm - H 25cm
 1x Max 75W E27 
 1x Max 23W E27  
 IP 44 





245.52.ORB
245.52.ORT
 Ø 14cm - H 38cm
 1x Max 75W E27 
 1x Max 23W E27  
 IP 44 





245.53.ORB
245.53.ORT
 Ø 14cm - H 66cm
 1x Max 75W E27 
 1x Max 23W E27  
 IP 44 





245.54.ORB
245.54.ORT
 Ø 14cm - H 91cm
 1x Max 75W E27 
 1x Max 23W E27  
 IP 44 





245.55.ORB
245.55.ORT
 Ø 14cm - H 116cm
 1x Max 75W E27 
 1x Max 23W E27  
 IP 44 







245.41.ORB
245.41.ORT
 Ø 14cm - H 27cm
 1x Max 75W E27 
 1x Max 23W E27  
 IP 44 

245.42.ORB
245.42.ORT
 Ø 14cm - H 40cm
 1x Max 75W E27 
 1x Max 23W E27  
 IP 44 

245.43.ORB
245.43.ORT
 Ø 14cm - H 68cm
 1x Max 75W E27 
 1x Max 23W E27  
 IP 44 

245.44.ORB
245.44.ORT
 Ø 14cm - H 93cm
 1x Max 75W E27 
 1x Max 23W E27  
 IP 44 

245.45.ORB
245.45.ORT
 Ø 14cm - H 118cm
 1x Max 75W E27 
 1x Max 23W E27  
 IP 44 

Garden

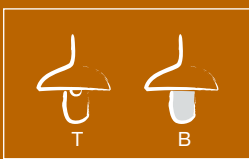
Collezione per esterni da giardino e vialetti in ottone con particolari in rame.

Collection for exteriors for the garden and paths in brass with some details in copper.

Collection pour extérieurs pour le jardin et petites allées en laiton avec des détails en cuivre.

Außenkollektion für den Garten und schmale Wege aus Messing mit Einzelheiten aus Kupfer.

Colección de decoración externa para el jardín y para pequeñas avenidas de latón con detalles de cobre.






Disponibili in due versioni.
Available in two models.
Disponible en deux variantes.
Verfügbar in zwei Modellen.
Disponibile en dos versiones.



245.30.ORB
245.30.ORT






Ø 14cm - H 22cm

1x Max 75W E27 





1x Max 23W E27  









245.07.ORB
245.07.ORT
 Ø 11cm → 25cm
 1x Max 60W E27 
 1x Max 23W E27  
 IP 45  







245.61.ORB
245.61.ORT
 Ø 20cm - H 32cm
 1x Max 75W E27 
 1x Max 23W E27  
 IP 44 







245.62.ORB
245.62.ORT
 Ø 20cm - H 40cm
 1x Max 75W E27 
 1x Max 23W E27  
 IP 44 







245.63.ORB
245.63.ORT
 Ø 20cm - H 72cm
 1x Max 75W E27 
 1x Max 23W E27  
 IP 44 







245.64.ORB
245.64.ORT
 Ø 20cm - H 97cm
 1x Max 75W E27 
 1x Max 23W E27  
 IP 44 







245.65.ORB
245.65.ORT
 Ø 20cm - H 122cm
 1x Max 75W E27 
 1x Max 23W E27  
 IP 44 







245.20.ORB
245.20.ORT
 Ø 14cm - H 25cm
 1x Max 75W E27 
 1x Max 23W E27  
 IP 44 







245.21.ORB
245.21.ORT
 Ø 14cm - H 25cm
 1x Max 75W E27 
 1x Max 23W E27  
 IP 44 







245.22.ORB
245.22.ORT
 Ø 14cm - H 25cm
 1x Max 75W E27 
 1x Max 23W E27  
 IP 44 







245.23.ORB
245.23.ORT
 Ø 14cm - H 38cm
 1x Max 75W E27 
 1x Max 23W E27  
 IP 44 



245.24.ORB
245.24.ORT
 Ø 14cm - H 91cm
 1x Max 75W E27 
 1x Max 23W E27  
 IP 44 



245.25.ORB
245.25.ORT
 Ø 14cm - H 116cm
 1x Max 75W E27 
 1x Max 23W E27  
 IP 44 

Garden Hi

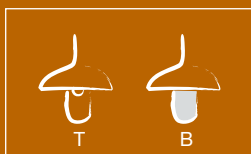
Collezione per giardini e vialetti con tecnologia ad alogenuri metallici alla quale ottone e rame conferiscono un caldo sapore di tradizione.

Collection for gardens and paths with metal halide lamps, realized of brass and copper which give to the collection the characteristics of the old lights of ancient times.

Collection pour jardins et boulevards avec des lampes aux iodures métalliques, en laiton et cuivre qui donnent aux collections les caractéristiques des vieilles lampes d'autrefois.

Kollektion für Gaerten, Wege mit Halogen-Metalllampen, aus Messing und Kupfer die die Merkmale der alten Lampen von einmal äußern.

Colección para jardines y senderos con lámparas de halogenuros metálicos a la que el latón y el cobre le confiere la calidez de la tradición.



Disponibili in due versioni.
Available in two models.
Disponible en deux variantes.
Verfügbar in zwei Modellen.
Disponibile en dos versiones.



A



245.73.ORB
245.73.ORT

Ø 14cm - H 66cm
1x Max 20W HCl G-8,5
IP 44
INCLUDED ELECTRONIC BALLAST



245.83.ORB
245.83.ORT

Ø 14cm - H 68cm
1x Max 20W HCl G-8,5
IP 44
INCLUDED ELECTRONIC BALLAST



245.93.ORB
245.93.ORT

Ø 20cm - H 72cm
1x Max 20W HCl G-8,5
IP 44
INCLUDED ELECTRONIC BALLAST

B



245.74.ORB
245.74.ORT

Ø 14cm - H 91cm
1x Max 20W HCl G-8,5
IP 44
INCLUDED ELECTRONIC BALLAST



245.84.ORB
245.84.ORT

Ø 14cm - H 93cm
1x Max 20W HCl G-8,5
IP 44
INCLUDED ELECTRONIC BALLAST



245.94.ORB
245.94.ORT

Ø 20cm - H 97cm
1x Max 20W HCl G-8,5
IP 44
INCLUDED ELECTRONIC BALLAST

C



245.75.ORB
245.75.ORT

Ø 14cm - H 116cm
1x Max 20W HCl G-8,5
IP 44
INCLUDED ELECTRONIC BALLAST



245.85.ORB
245.85.ORT

Ø 14cm - H 118cm
1x Max 20W HCl G-8,5
IP 44
INCLUDED ELECTRONIC BALLAST



245.95.ORB
245.95.ORT

Ø 20cm - H 122cm
1x Max 20W HCl G-8,5
IP 44
INCLUDED ELECTRONIC BALLAST

D



245.76.ORB
245.76.ORT

Ø 14cm - H 216cm
1x Max 35W HCl G-12
IP 44
INCLUDED ELECTRONIC BALLAST



245.86.ORB
245.86.ORT

Ø 14cm - H 218cm
1x Max 35W HCl G-12
IP 44
INCLUDED ELECTRONIC BALLAST



245.96.ORB
245.96.ORT

Ø 20cm - H 222cm
1x Max 35W HCl G-12
IP 44
INCLUDED ELECTRONIC BALLAST



A



B



C



D

T Casolari


Collezione per esterni.
Pali e bracci in ottone,
particolari in fusione,
cappelli in rame anticato.

Collection for exteriors.
Lamp-posts and arms
of brass, fusion details,
lampshades of antiqued
copper.

Collection pour extérieurs.
Poteaux et bras en laiton,
détails en fusion, chapeaux en
cuivre ancié.





Außenkollektion. Lichtmasten
und Arme aus Messing,
Schmelzeinheiten,
Hauben aus alt gemachtem
Kupfer.

Colectión para la decoraci3n
externa. Palos y brazos de
lat3n, detalles de fundci3n,
c3pulas de cobre con efecto
antiguo.









314.26.234B
314.26.234T

Ø 35 - H 48 → 74
1x Max 75W E27 
1x Max 23W E27  
IP 44 







309.26.221B
309.26.221T

Ø 32 - H 44 → 70
1x Max 75W E27 
1x Max 23W E27  
IP 44 







317.26.240B
317.26.240T

Ø 32 - H 68 → 58
1x Max 75W E27 
1x Max 23W E27  
IP 44 







309.04.221B
309.04.221T

Ø 32 - L 75 - H 405
1x Max 75W E27 
1x Max 23W E27  
IP 44 







309.05.221B
309.05.221T

Ø 32 - L 144 - H 405
2x Max 75W E27 
2x Max 23W E27  
IP 44 







313.04.240B
313.04.240T

Ø 40 - L 78 - H 415
1x Max 160W E27 
1x Max 30W E27  
IP 44 







314.04.234B
314.04.234T

Ø 35 - L 77 - H 405
1x Max 75W E27 
1x Max 23W E27  
IP 44 







314.05.234B
314.05.234T

Ø 35 - L 146 - H 405
2x Max 75W E27 
2x Max 23W E27  
IP 44 



313.05.240B
313.05.240T

Ø 40 - L 155 - H 415
2x Max 160W E27 
2x Max 30W E27  
IP 44 

La Ferrovia

Pali per esterno in ottone e rame piacevolmente retró con tecnologia ad alogenuri metallici ad alta resa luminosa e cromatica.

Exterior Lamp-posts of brass and copper, agreeably "retró" for metal halide lamps with a high result of brightness and chromaticity.

Poteaux en laiton et cuivre, agréablement "retró" pour lampes aux iodures métalliques qui donnent un élevé résultat lumineux et chromatique.



Lichtmasten aus Messing und Kupfer, angenehm "retró" für Halogen-Metaldampflampen. Die Helligkeit und das chromatische Anblick werden damit verbessert.

Postes para exterior de latón y de cobre, agradablemente de estilo retro, con lámparas de halogenuros metálicos con excelente eficacia luminosa y buena reproducción cromática.







817.01.240B
817.01.240T

Ø 32cm - L 83cm - H 370cm
1x Max 35W HCl G-12 
IP 44 
INCLUDED ELECTRONIC
BALLAST





815.01.240B
815.01.240T

Ø 32cm - L 88cm - H 370cm
1x Max 35W HCl G-12 
IP 44 
INCLUDED ELECTRONIC
BALLAST





817.01.220B
817.01.220T

Ø 33cm - L 83cm - H 370cm
1x Max 35W HCl G-12 
IP 44 
INCLUDED ELECTRONIC
BALLAST



815.01.220B
815.01.220T

Ø 33cm - L 88cm - H 370cm
1x Max 35W HCl G-12 
IP 44 
INCLUDED ELECTRONIC
BALLAST




817.26.220B
817.26.220T

Ø 33cm - H 68cm → 61cm
1x Max 35W HCl G-12 
IP 44 
INCLUDED ELECTRONIC BALLAST



817.26.240B
817.26.240T

Ø 32cm - H 68cm → 60cm
1x Max 35W HCl G-12 
IP 44 
INCLUDED ELECTRONIC BALLAST



815.26.220B
815.26.220T

Ø 33cm - H 48cm → 67cm
1x Max 35W HCl G-12 
IP 44 
INCLUDED ELECTRONIC BALLAST




815.26.240B
815.26.240T

Ø 32cm - H 48cm → 66cm
1x Max 35W HCl G-12 
IP 44 
INCLUDED ELECTRONIC BALLAST




813.26.244B
813.26.244T

Ø 34cm - H 100cm → 78cm
1x Max 70W HCl G-12 
IP 44 ▲

INCLUDED ELECTRONIC BALLAST




813.26.240B
813.26.240T

Ø 40cm - H 100cm → 81cm
1x Max 70W HCl G-12 
IP 44 ▲

INCLUDED ELECTRONIC BALLAST




810.26.240B
810.26.240T

Ø 40cm - H 54cm → 81cm
1x Max 70W HCl G-12 
IP 44 ▲

INCLUDED ELECTRONIC BALLAST



810.26.244B
810.26.244T

Ø 34cm - H 56cm → 78cm
1x Max 70W HCl G-12 
IP 44 ▲

INCLUDED ELECTRONIC BALLAST

La Ferrovia

Pali per esterno in ottone e rame piacevolmente retró con tecnologia ad alogenuri metallici ad alta resa luminosa e cromatica.

Exterior Lamp-posts of brass and copper, agreeably "retró" for metal halide lamps with a high result of brightness and chromaticity.

Poteaux en laiton et cuivre, agréablement "retró" pour lampes aux iodures métalliques qui donnent un élevé résultat lumineux et chromatique.



Lichtmasten aus Messing und Kupfer, angenehm "retró" für Halogen-Metalllampen. Die Helligkeit und das chromatische Anblick werden damit verbessert.

Postes para exterior de latón y de cobre, agradablemente de estilo retro, con lámparas de halogenuros metálicos con excelente eficacia luminosa y buena reproducción cromática.







810.04.240B
810.04.240T

Ø 40 - L 104 - H 420
1x Max 70W HCl G-12 
IP 44 
INCLUDED ELECTRONIC BALLAST





813.04.240B
813.04.240T

Ø 40cm - L 106cm - H 400cm
1x Max 70W HCl G-12 
IP 44 
INCLUDED ELECTRONIC BALLAST



810.04.244B
810.04.244T

Ø 34cm - L 101cm - H 420cm
1x Max 70W HCl G-12 
IP 44 
INCLUDED ELECTRONIC BALLAST









C'era una volta

Once upon a time - Il y avait une foi - Es war einmal - Érase una vez

Le nuove collezioni che seguono sono indicative della vastissima gamma di soluzioni che siamo in grado di proporre per applicazioni su strutture in legno o cemento, sia tonde che quadre, adatte all'illuminazione di giardini, viali, gazebi, pergolati, sottoportici, ecc...

I nostri articoli, in ottone e rame vengono forniti in **Kit di montaggio**, con l'esclusione delle parti in legno. A listino presentiamo solo alcuni prezzi-base di questi **Kit**.

Il nostro ufficio tecnico è comunque sempre a disposizione per progettazioni mirate, personalizzazioni e prototipazioni.

The following collections are only a part of the wide range of solutions that we are able to offer for applications on wood or cement, not only round but also square structures, suitable to the lighting of gardens, paths, gazebo, pergola, and porches etc....

Our articles, of brass and copper are supplied in **assembling kits**, excluded wood accessories.

In the price list we present only some base-prices of these **kits**.

Our technical office remains at your disposal for each special and personalized project.

Les nouvelles collections qui suivent sont indicatives de la très vaste gamme de solutions que nous sommes à même de proposer pour des applications sur des structures en bois ou ciment rondes comme carrées, indiquées pour l'éclairage de jardins, boulevards, pavillons, arcades, porches, etc...

Nos articles, en laiton et cuivre sont fournis dans des **prêts-à-monter**, à l'exclusion des parties en bois.

Dans notre liste de prix nous présentons seulement quelques prix-base de ces **prêts-à-monter**.

De toute façon notre bureau technique est toujours à disposition pour des projets ponctuels, des personnalisations et des prototypes.

Die neuen folgenden Kollektionen sind bezeichnend über die sehr reiche Auswahl von Lösungen, die wir in der Lage sind, für Anwendungen sowohl auf runde als auch auf eckige Gerüste aus Holz oder Zement anzubieten, die für die Beleuchtung von Gärten, Wegen, Pavillons, Lauben, Arkaden, usw. passend sind. Unsere Artikel aus Messing und Kupfer werden in **Montagesätzen**, mit Ausnahme von den Holzteilen geliefert.

Auf die Preisliste stellen wir nur einige Grundpreise von diesen **Montagesätzen** vor. Auf jeden Falls ist unser technisches Büro für gezielte Planungen, personalisierte Pläne und Prototypen immer zur Verfügung.

Las nuevas colecciones que siguen indican la vastísima gama de soluciones que ofrecemos para aplicaciones en estructuras de madera o cemento, sea redondeadas que cuadradas, adecuadas para iluminar jardines, caminos, gazebos, pérgolas, porches, etc...

Nuestros artículos de latón y cobre son en **Kit de ensamblaje**, pero con partes de madera excluidas.

En el listín de precios presentamos solo algunos precios-base de estos **kits**.

En todo caso nuestra oficina técnica está siempre disponible para proyectos específicos, personalizaciones y prototipos.

Il Tiglio

Soluzioni di accessori per pali da esterno con diametro 8 e 10 cm interrati o fuori terra. Vasta gamma di bracci, accessori, appliques in ottone e rame applicabili anche su strutture preesistenti in legno o cemento.

Accessory solutions for lamp-posts for exterior with diameter 8 and 10 cm, underground or outside. A wide range of arms, accessories, wall lamps of brass and copper suitable also on pre-existing structures of wood or cement.

Solutions d'accessoires pour poteaux d'extérieur, avec diamètre 8 et 10 cm sous-sol ou à l'extérieur. A large gamme de bras, accessoires, appliques en laiton et cuivre applicables aussi sur des structures préexistantes en bois ou ciment.

Viele Lösungen von Zubehörteilen für äußere Lichtmasten mit Durchmesser 8 und 10 cm, eingegraben oder Außen. Eine breite Auswahl von Zubehörteilen, Wandleuchten aus Messing und Kupfer auch für zuvor bestehenden Strukturen aus Holz oder Zement passend.

Soluciones de accesorios para postes exteriores con diámetro 8 o 10 cm, enterrados o de suelo. Amplia gama de sostenes, accesorios, appliques de latón y de cobre aplicables en estructuras ya existentes de madera o de cemento.





317.26.240B
317.26.240T

Ø 32cm - H 68cm → 58cm
1x Max 75W E27
1x Max 23W E27
IP 44



317.24.240B
317.24.240T

Ø 32cm - H 68cm → 58cm
1x Max 75W E27
1x Max 23W E27
IP 44



617.25.240B
617.25.240T

Ø 32cm - H 68cm → 53cm
1x Max 75W E27
1x Max 23W E27
IP 44

Il Tiglio

Soluzioni di accessori per pali da esterno con diametro 8 e 10 cm interrati o fuori terra. Vasta gamma di bracci, accessori, appliques in ottone e rame applicabili anche su strutture preesistenti in legno o cemento.

Accessory solutions for lamp-posts for exterior with diameter 8 and 10 cm, underground or outside. A wide range of arms, accessories, wall lamps of brass and copper suitable also on pre-existing structures of wood or cement.

Solutions d'accessoires pour poteaux d'extérieur, avec diamètre 8 et 10 cm sous-sol ou à l'extérieur. A large gamme de bras, accessoires, appliques en laiton et cuivre applicables aussi sur des structures préexistantes en bois ou ciment.





Viele Lösungen von Zubehörteilen für äußere Lichtmasten mit Durchmesser 8 und 10 cm, eingegraben oder Außen. Eine breite Auswahl von Zubehörteilen, Wandleuchten aus Messing und Kupfer auch für zuvor bestehenden Strukturen aus Holz oder Zement passend.

Soluciones de accesorios para postes exteriores con diámetro 8 o 10 cm, enterrados o de suelo. Amplia gama de sostenes, accesorios, appliques de latón y de cobre aplicables en estructuras ya existentes de madera o de cemento.









617.01.240B
617.01.240T

Ø 32cm - L 52cm - H 300cm
1x Max 75W E27 
1x Max 23W E27  
IP 44 







617.03.240B
617.03.240T





Ø 32cm - L 50cm - H 350cm
1x Max 75W E27 
1x Max 23W E27  
IP 44 







617.04.240B
617.04.240T

Ø 32cm - L 52cm - H 350cm
1x Max 75W E27 
1x Max 23W E27  
IP 44 

617.11.240B
617.11.240T

Ø 32cm - L 108cm - H 300cm
2x Max 75W E27 
2x Max 23W E27  
IP 44 

617.14.240B
617.14.240T

Ø 32cm - L 108cm - H 350cm
2x Max 75W E27 
2x Max 23W E27  
IP 44 

Il Faggio

Soluzioni di accessori per pali da esterno con diametro 8 e 10 cm interrati o fuori terra. Vasta gamma di bracci, accessori, appliques in ottone e rame applicabili anche su strutture preesistenti in legno o cemento.

Accessory solutions for lamp-posts for exterior with diameter 8 and 10 cm, underground or outside. A wide range of arms, accessories, wall lamps of brass and copper suitable also on pre-existing structures of wood or cement.

Solutions d'accessoires pour poteaux d'extérieur, avec diamètre 8 et 10 cm sous-sol ou à l'extérieur. A large gamme de bras, accessoires, appliques en laiton et cuivre applicables aussi sur des structures préexistantes en bois ou ciment.





Viele Lösungen von Zubehörteilen für äußere Lichtmasten mit Durchmesser 8 und 10 cm, eingegraben oder Außen. Eine breite Auswahl von Zubehöerteilen, Wandleuchten aus Messing und Kupfer auch für zuvor bestehenden Strukturen aus Holz oder Zement passend.

Soluciones de accesorios para postes exteriores con diámetro 8 o 10 cm, enterrados o de suelo. Amplia gama de sostenes, accesorios, appliques de latón y de cobre aplicables en estructuras ya existentes de madera o de cemento.









612.04.242B
612.04.242T





Ø 35cm - L 92cm - H 500cm
1x Max 160W E27 
1x Max 30W E27  
IP 44 

612.03.242B
612.03.242T

Ø 35cm - L 92cm - H 500cm
1x Max 160W E27 
1x Max 30W E27  
IP 44 







612.11.242B
612.11.242T

Ø 35cm - L 155cm - H 400cm
2x Max 160W E27 
2x Max 30W E27  
IP 44 







612.01.242B
612.01.242T

Ø 35cm - L 92cm - H 400cm
1x Max 160W E27 
1x Max 30W E27  
IP 44 



612.14.242B
612.14.242T

Ø 35cm - L 155cm - H 500cm
2x Max 160W E27 
2x Max 30W E27  
IP 44 

Il Faggio

Soluzioni di accessori per pali da esterno con diametro 8 e 10 cm interrati o fuori terra. Vasta gamma di bracci, accessori, appliques in ottone e rame applicabili anche su strutture preesistenti in legno o cemento.

Accessory solutions for lamp-posts for exterior with diameter 8 and 10 cm, underground or outside. A wide range of arms, accessories, wall lamps of brass and copper suitable also on pre-existing structures of wood or cement.

Solutions d'accessoires pour poteaux d'extérieur, avec diamètre 8 et 10 cm sous-sol ou à l'extérieur. A large gamme de bras, accessoires, appliques en laiton et cuivre applicables aussi sur des structures préexistantes en bois ou ciment.

Viele Lösungen von Zubehörteilen für äußere Lichtmasten mit Durchmesser 8 und 10 cm, eingegraben oder Außen. Eine breite Auswahl von Zubehöerteilen, Wandleuchten aus Messing und Kupfer auch für zuvor bestehenden Strukturen aus Holz oder Zement passend.

Soluciones de accesorios para postes exteriores con diámetro 8 o 10 cm, enterrados o de suelo. Amplia gama de sostenes, accesorios, appliques de latón y de cobre aplicables en estructuras ya existentes de madera o de cemento.





312.26.242B
312.26.242T

Ø 35cm - H 69cm → 75cm
1x Max 160W E27
1x Max 30W E27
IP 44



312.24.242B
312.24.242T

Ø 35cm - H 68cm → 75cm
1x Max 160W E27
1x Max 30W E27
IP 44



612.25.242B
612.25.242T

Ø 35cm - H 68cm → 73cm
1x Max 160W E27
1x Max 30W E27
IP 44

La Betulla

Soluzioni di accessori per pali da esterno con diametro 8 e 10 cm interrati o fuori terra. Vasta gamma di bracci, accessori, appliques in ottone e rame applicabili anche su strutture preesistenti in legno o cemento.

Accessory solutions for lamp-posts for exterior with diameter 8 and 10 cm, underground or outside. A wide range of arms, accessories, wall lamps of brass and copper suitable also on pre-existing structures of wood or cement.

Solutions d'accessoires pour poteaux d'extérieur, avec diamètre 8 et 10 cm sous-sol ou à l'extérieur. A large gamme de bras, accessoires, appliques en laiton et cuivre applicables aussi sur des structures préexistantes en bois ou ciment.

Viele Lösungen von Zubehörteilen für äußere Lichtmasten mit Durchmesser 8 und 10 cm, eingegraben oder Außen. Eine breite Auswahl von Zubehörteilen, Wandleuchten aus Messing und Kupfer auch für zuvor bestehenden Strukturen aus Holz oder Zement passend.

Soluciones de accesorios para postes exteriores con diámetro 8 o 10 cm, enterrados o de suelo. Amplia gama de sostenes, accesorios, appliques de latón y de cobre aplicables en estructuras ya existentes de madera o de cemento.





SISTEMA EDERA: "SUMISURA"

per tutte le collezioni.

Soluzioni per pali, gazebo, patio e sottoportico a base piana (quadra o rettangolare) da montare in abbinamento agli accessori del "Sistema Edera".

Per eventuali informazioni contattare l'Ufficio Tecnico.

EDERA SYSTEM: "OUTSIZE"

for all the collections.

Solutions for pats, gazebo, porch with plane base (square or rectangular) to assemble in combination with the accessories of the system Edera.

For each further information, pls. contact our technical office.



318.24.220B
318.24.220T

Ø 25cm - H 39cm → 44cm

1x Max 75W E27

1x Max 20W E27

IP 44



618.25.220B
618.25.220T

Ø 25cm - H 35cm → 44cm

1x Max 75W E27

1x Max 20W E27

IP 44

La Betulla

Soluzioni di accessori per pali da esterno con diametro 8 e 10 cm interrati o fuori terra. Vasta gamma di bracci, accessori, appliques in ottone e rame applicabili anche su strutture preesistenti in legno o cemento.

Accessory solutions for lamp-posts for exterior with diameter 8 and 10 cm, underground or outside. A wide range of arms, accessories, wall lamps of brass and copper suitable also on pre-existing structures of wood or cement.

Solutions d'accessoires pour poteaux d'extérieur, avec diamètre 8 et 10 cm sous-sol ou à l'extérieur. A large gamme de bras, accessoires, appliques en laiton et cuivre applicables aussi sur des structures préexistantes en bois ou ciment.



Viele Lösungen von Zubehörteilen für äußere Lichtmasten mit Durchmesser 8 und 10 cm, eingegraben oder Außen. Eine breite Auswahl von Zubehörteilen, Wandleuchten aus Messing und Kupfer auch für zuvor bestehenden Strukturen aus Holz oder Zement passend.

Soluciones de accesorios para postes exteriores con diámetro 8 o 10 cm, enterrados o de suelo. Amplia gama de sostenes, accesorios, appliques de latón y de cobre aplicables en estructuras ya existentes de madera o de cemento.









618.01.220B
618.01.220T



Ø 25cm - L 56cm - H 300cm
1x Max 75W E27 
1x Max 20W E27  
IP 44 

618.11.220B
618.11.220T

Ø 25cm - L 96cm - H 300cm
2x Max 75W E27 
2x Max 20W E27  
IP 44 







618.04.220B
618.04.220T

Ø 25cm - L 56cm - H 350cm
1x Max 75W E27 
1x Max 20W E27  
IP 44 

618.14.220B
618.14.220T

Ø 35cm - L 96cm - H 350cm
2x Max 75W E27 
2x Max 20W E27  
IP 44 

618.03.220B
618.03.220T

Ø 35cm - L 52cm - H 350cm
1x Max 75W E27 
1x Max 20W E27  
IP 44 

Il Salice

Soluzioni di accessori per pali da esterno con diametro 8 e 10 cm interrati o fuori terra. Vasta gamma di bracci, accessori, appliques in ottone e rame applicabili anche su strutture preesistenti in legno o cemento.

Accessory solutions for lamp-posts for exterior with diameter 8 and 10 cm, underground or outside. A wide range of arms, accessories, wall lamps of brass and copper suitable also on pre-existing structures of wood or cement.



Solutions d'accessoires pour poteaux d'extérieur, avec diamètre 8 et 10 cm sous-sol ou à l'extérieur. A large gamme de bras, accessoires, appliques en laiton et cuivre applicables aussi sur des structures préexistantes en bois ou ciment.

Viele Lösungen von Zubehörteilen für äußere Lichtmasten mit Durchmesser 8 und 10 cm, eingegraben oder Außen. Eine breite Auswahl von Zubehöerteilen, Wandleuchten aus Messing und Kupfer auch für zuvor bestehenden Strukturen aus Holz oder Zement passend.



Soluciones de accesorios para postes exteriores con diámetro 8 o 10 cm, enterrados o de suelo. Amplia gama de sostenes, accesorios, appliques de latón y de cobre aplicables en estructuras ya existentes de madera o de cemento.










613.04.240B
613.04.240T
 Ø 40cm - L 94cm - H 500cm
 1x Max 160W E27 
 1x Max 30W E27 
 IP 44 ▲





613.14.240B
613.14.240T
 Ø 40cm - L 164cm - H 500cm
 2x Max 160W E27 
 2x Max 30W E27 
 IP 44 ▲



613.11.240B
613.11.240T
 Ø 40cm - L 164cm - H 400cm
 2x Max 160W E27 
 2x Max 30W E27 
 IP 44 ▲

613.03.240B
613.03.240T
 Ø 40cm - L 94cm - H 500cm
 1x Max 160W E27 
 1x Max 30W E27 
 IP 44 ▲



613.01.240B
613.01.240T
 Ø 40cm - L 94cm - H 400cm
 1x Max 160W E27 
 1x Max 30W E27 
 IP 44 ▲

Il Salice

Soluzioni di accessori per pali da esterno con diametro 8 e 10 cm interrati o fuori terra. Vasta gamma di bracci, accessori, appliques in ottone e rame applicabili anche su strutture preesistenti in legno o cemento.

Accessory solutions for lamp-posts for exterior with diameter 8 and 10 cm, underground or outside. A wide range of arms, accessories, wall lamps of brass and copper suitable also on pre-existing structures of wood or cement.

Solutions d'accessoires pour poteaux d'extérieur, avec diamètre 8 et 10 cm sous-sol ou à l'extérieur. A large gamme de bras, accessoires, appliques en laiton et cuivre applicables aussi sur des structures préexistantes en bois ou ciment.

Viele Lösungen von Zubehörteilen für äußere Lichtmasten mit Durchmesser 8 und 10 cm, eingegraben oder Außen. Eine breite Auswahl von Zubehörteilen, Wandleuchten aus Messing und Kupfer auch für zuvor bestehenden Strukturen aus Holz oder Zement passend.

Soluciones de accesorios para postes exteriores con diámetro 8 o 10 cm, enterrados o de suelo. Amplia gama de sostenes, accesorios, appliques de latón y de cobre aplicables en estructuras ya existentes de madera o de cemento.





Il Larice

Soluzioni di accessori per pali da esterno con diametro 8 e 10 cm interrati o fuori terra. Vasta gamma di bracci, accessori, appliques in ottone e rame applicabili anche su strutture preesistenti in legno o cemento.

Accessory solutions for lamp-posts for exterior with diameter 8 and 10 cm, underground or outside. A wide range of arms, accessories, wall lamps of brass and copper suitable also on pre-existing structures of wood or cement.

Solutions d'accessoires pour poteaux d'extérieur, avec diamètre 8 et 10 cm sous-sol ou à l'extérieur. A large gamme de bras, accessoires, appliques en laiton et cuivre applicables aussi sur des structures préexistantes en bois ou ciment.





Viele Lösungen von Zubehörteilen für äußere Lichtmasten mit Durchmesser 8 und 10 cm, eingegraben oder Außen. Eine breite Auswahl von Zubehöerteilen, Wandleuchten aus Messing und Kupfer auch für zuvor bestehenden Strukturen aus Holz oder Zement passend.

Soluciones de accesorios para postes exteriores con diámetro 8 o 10 cm, enterrados o de suelo. Amplia gama de sostenes, accesorios, appliques de latón y de cobre aplicables en estructuras ya existentes de madera o de cemento.









615.04.244B
615.04.244T

Ø 25cm - L 62cm - H 350cm
1x Max 75W E27 
1x Max 23W E27  
IP 44 







615.14.244B
615.14.244T

Ø 25cm - L 128cm - H 350cm
2x Max 75W E27 
2x Max 23W E27  
IP 44 







615.03.244B
615.03.244T

Ø 25cm - L 60cm - H 350cm
1x Max 75W E27 
1x Max 23W E27  
IP 44 







615.11.244B
615.11.244T

Ø 25cm - L 128cm - H 300cm
2x Max 75W E27 
2x Max 23W E27  
IP 44 



615.01.244B
615.01.244T

Ø 25cm - L 62cm - H 300cm
1x Max 75W E27 
1x Max 23W E27  
IP 44 

Il Larice


Soluzioni di accessori per pali da esterno con diametro 8 e 10 cm interrati o fuori terra. Vasta gamma di bracci, accessori, appliques in ottone e rame applicabili anche su strutture preesistenti in legno o cemento.

Accessory solutions for lamp-posts for exterior with diameter 8 and 10 cm, underground or outside. A wide range of arms, accessories, wall lamps of brass and copper suitable also on pre-existing structures of wood or cement.

Solutions d'accessoires pour poteaux d'extérieur, avec diamètre 8 et 10 cm sous-sol ou à l'extérieur. A large gamme de bras, accessoires, appliques en laiton et cuivre applicables aussi sur des structures préexistantes en bois ou ciment.





Viele Lösungen von Zubehörteilen für äußere Lichtmasten mit Durchmesser 8 und 10 cm, eingegraben oder Außen. Eine breite Auswahl von Zubehörteilen, Wandleuchten aus Messing und Kupfer auch für zuvor bestehenden Strukturen aus Holz oder Zement passend.

Soluciones de accesorios para postes exteriores con diámetro 8 o 10 cm, enterrados o de suelo. Amplia gama de sostenes, accesorios, appliques de latón y de cobre aplicables en estructuras ya existentes de madera o de cemento.









315.26.244B
315.26.244T

Ø 25cm - H 40cm → 62cm
1x Max 75W E27 
1x Max 23W E27  
IP 44 







615.25.244B
615.25.244T

Ø 25cm - H 37cm → 60cm
1x Max 75W E27 
1x Max 23W E27  
IP 44 



315.24.244B
315.24.244T

Ø 25cm - H 40cm → 62cm
1x Max 75W E27 
1x Max 23W E27  
IP 44 

Il Rovere

Soluzioni di accessori per pali da esterno con diametro 8 e 10 cm interrati o fuori terra. Vasta gamma di bracci, accessori, appliques in ottone e rame applicabili anche su strutture preesistenti in legno o cemento.


Accessory solutions for lamp-posts for exterior with diameter 8 and 10 cm, underground or outside. A wide range of arms, accessories, wall lamps of brass and copper suitable also on pre-existing structures of wood or cement.

Solutions d'accessoires pour poteaux d'extérieur, avec diamètre 8 et 10 cm sous-sol ou à l'extérieur. A large gamme de bras, accessoires, appliques en laiton et cuivre applicables aussi sur des structures préexistantes en bois ou ciment.

Viele Lösungen von Zubehörteilen für äußere Lichtmasten mit Durchmesser 8 und 10 cm, eingegraben oder Außen. Eine breite Auswahl von Zubehöerteilen, Wandleuchten aus Messing und Kupfer auch für zuvor bestehenden Strukturen aus Holz oder Zement passend.

Soluciones de accesorios para postes exteriores con diámetro 8 o 10 cm, enterrados o de suelo. Amplia gama de sostenes, accesorios, appliques de latón y de cobre aplicables en estructuras ya existentes de madera o de cemento.





SISTEMA EDERA: "SUMISURA"

per tutte le collezioni.

Soluzioni per pali, gazebo, patio e sottoportico a base piana (quadra o rettangolare) da montare in abbinamento agli accessori del "Sistema Edera". Per eventuali informazioni contattare l'Ufficio Tecnico.

EDERA SYSTEM: "OUTSIZE"

for all the collections.

Solutions for pats, gazebo, porch with plane base (square or rectangular) to assemble in combination with the accessories of the system Edera. For each further information, pls. contact our technical office.

Il Rovere

Soluzioni di accessori per pali da esterno con diametro 8 e 10 cm interrati o fuori terra. Vasta gamma di bracci, accessori, appliques in ottone e rame applicabili anche su strutture preesistenti in legno o cemento.

Accessory solutions for lamp-posts for exterior with diameter 8 and 10 cm, underground or outside. A wide range of arms, accessories, wall lamps of brass and copper suitable also on pre-existing structures of wood or cement.

Solutions d'accessoires pour poteaux d'extérieur, avec diamètre 8 et 10 cm sous-sol ou à l'extérieur. A large gamme de bras, accessoires, appliques en laiton et cuivre applicables aussi sur des structures préexistantes en bois ou ciment.





Viele Lösungen von Zubehörteilen für äußere Lichtmasten mit Durchmesser 8 und 10 cm, eingegraben oder Außen. Eine breite Auswahl von Zubehörteilen, Wandleuchten aus Messing und Kupfer auch für zuvor bestehenden Strukturen aus Holz oder Zement passend.

Soluciones de accesorios para postes exteriores con diámetro 8 o 10 cm, enterrados o de suelo. Amplia gama de sostenes, accesorios, appliques de latón y de cobre aplicables en estructuras ya existentes de madera o de cemento.









610.01.244B
610.01.244T

Ø 34cm - L 93cm - H 400cm
1x Max 160W E27 
1x Max 30W E27  
IP 44 






610.11.244B
610.11.244T

Ø 34cm - L 157cm - H 400cm
2x Max 160W E27 
2x Max 30W E27  
IP 44 







610.03.244B
610.03.244T

Ø 34cm - L 93cm - H 500cm
1x Max 160W E27 
1x Max 30W E27 
IP 44 







610.04.244B
610.04.244T

Ø 34cm - L 93cm - H 500cm
1x Max 160W E27 
1x Max 30W E27  
IP 44 



610.14.244B
610.14.244T

Ø 34cm - L 157cm - H 500cm
2x Max 160W E27 
2x Max 30W E27  
IP 44 

Il Rovere


Soluzioni di accessori per pali da esterno con diametro 8 e 10 cm interrati o fuori terra. Vasta gamma di bracci, accessori, appliques in ottone e rame applicabili anche su strutture preesistenti in legno o cemento.

Accessory solutions for lamp-posts for exterior with diameter 8 and 10 cm, underground or outside. A wide range of arms, accessories, wall lamps of brass and copper suitable also on pre-existing structures of wood or cement.

Solutions d'accessoires pour poteaux d'extérieur, avec diamètre 8 et 10 cm sous-sol ou à l'extérieur. A large gamme de bras, accessoires, appliques en laiton et cuivre applicables aussi sur des structures préexistantes en bois ou ciment.




Viele Lösungen von Zubehörteilen für äußere Lichtmasten mit Durchmesser 8 und 10 cm, eingegraben oder Außen. Eine breite Auswahl von Zubehörteilen, Wandleuchten aus Messing und Kupfer auch für zuvor bestehenden Strukturen aus Holz oder Zement passend.

Soluciones de accesorios para postes exteriores con diámetro 8 o 10 cm, enterrados o de suelo. Amplia gama de sostenes, accesorios, appliques de latón y de cobre aplicables en estructuras ya existentes de madera o de cemento.








310.26.244B
310.26.244T

Ø 34cm - H 56cm → 76cm
1x Max 160W E27 
1x Max 30W E27  
IP 44 ▲






610.25.244B
610.25.244T

Ø 34cm - H 56cm → 73cm
1x Max 160W E27 
1x Max 30W E27  
IP 44 ▲



310.24.244B
310.24.244T

Ø 34cm - H 56cm → 76cm
1x Max 160W E27 
1x Max 30W E27  
IP 44 ▲

La Quercia


Soluzioni di accessori per pali da esterno con diametro 8 e 10 cm interrati o fuori terra. Vasta gamma di bracci, accessori, appliques in ottone e rame applicabili anche su strutture preesistenti in legno o cemento.

Accessory solutions for lamp-posts for exterior with diameter 8 and 10 cm, underground or outside. A wide range of arms, accessories, wall lamps of brass and copper suitable also on pre-existing structures of wood or cement.

Solutions d'accessoires pour poteaux d'extérieur, avec diamètre 8 et 10 cm sous-sol ou à l'extérieur. A large gamme de bras, accessoires, appliques en laiton et cuivre applicables aussi sur des structures préexistantes en bois ou ciment.





Viele Lösungen von Zubehörteilen für äußere Lichtmasten mit Durchmesser 8 und 10 cm, eingegraben oder Außen. Eine breite Auswahl von Zubehörteilen, Wandleuchten aus Messing und Kupfer auch für zuvor bestehenden Strukturen aus Holz oder Zement passend.

Soluciones de accesorios para postes exteriores con diámetro 8 o 10 cm, enterrados o de suelo. Amplia gama de sostenes, accesorios, appliques de latón y de cobre aplicables en estructuras ya existentes de madera o de cemento.









619.01.225B
619.01.225T

Ø 30cm - L 75cm - H 400cm
1x Max 75W E27 
1x Max 23W E27  
IP 44 







619.03.225B
619.03.225T

Ø 30cm - L 72cm - H 500cm
1x Max 75W E27 
1x Max 23W E27  
IP 44 



619.04.225B
619.04.225T

Ø 30cm - L 75cm - H 500cm
1x Max 75W E27 
1x Max 23W E27  
IP 44 





619.25.225B
619.25.225T

Ø 30cm - H 62cm → 60cm
1x Max 75W E27
1x Max 23W E27
IP 44



319.24.225B
319.24.225T

Ø 30cm - H 62cm → 63cm
1x Max 75W E27
1x Max 23W E27
IP 44




319.26.225B
319.26.225T

Ø 30cm - H 62cm → 64cm
1x Max 75W E27
1x Max 23W E27
IP 44

Accessori

					
	<p>600.00.0C Isolatore per palo legno Ø 8 cm <i>Insulator for wood pole Ø 8 cm - L 28x18 cm</i></p> <p>600.01.0C Isolatore per palo legno Ø 10 cm <i>Insulator for wood pole Ø 10 cm - L 30x18 cm</i></p>	<p>600.02.ZV Flangia supporto per palo legno Ø 8 cm <i>Support flange for wood pole Ø 8 cm</i> H 25 cm Ø 17</p>	<p>600.03.ZV Flangia supporto per palo legno Ø 10 cm <i>Support flange for wood pole Ø 10 cm</i> H 30 cm - L 26x26 cm</p>	<p>300.01.00 Griglia per piatti convessi <i>Grid for convex plates</i> H 17cm Ø 14</p> 	<p>300.02.00 Griglia per piatti concavi <i>Grid for concave plates</i> H 17cm Ø 14</p> 
					
<p>300.10.FZ Controflangia per/Counterflange for ART. 302.01 - 302.02 302.03 - 303.01 303.02 - 303.03 H 40 cm Ø 17</p>	<p>300.11.FZ Controflangia per/Counterflange for ART. 302.04 - 302.05 302.06 - 303.04 303.05 - 303.06 H 50 cm Ø 22</p>	<p>300.03.00 Base angolo 90° Mini <i>Tiny angle base 90°</i> L 13x6 cm</p>	<p>300.04.00 Base angolo 90° Midi <i>Medium angle base 90°</i> L 19x6 cm</p>	<p>300.05.00 Base angolo 90° Maxi <i>Maxi angle base 90°</i> L 25x8 cm</p>	<p>300.06.00 Copribase per 245._____ <i>Base covering for 245._____</i> H 3cm Ø 14</p>
					
<p>300.09.FZ Picchetto per serie 245._____ <i>Picket for series 245._____</i> H 30/40 cm</p>	<p>300.21.01 - H 3,5 cm Ø 12 Controbase 1 entrata per tubo Ø 12 mm <i>Counterbase 1 input for piping Ø 12 mm</i></p> <p>300.22.01 - H 3,5 cm Ø 12 Controbase 1 entrata per tubo Ø 18 mm <i>Counterbase 1 input for piping Ø 18 mm</i></p>	<p>300.23.02 - H 3,5 cm Ø 12 Controbase 2 entrate per tubo Ø 12 mm <i>Counterbase 2 inputs for piping Ø 12 mm</i></p> <p>300.24.02 Controbase 2 entrate per tubo Ø 18 mm <i>Counterbase 2 inputs for piping Ø 18 mm</i></p>	<p>300.25.01 - H 3,5 cm Ø 13 Controbase 1 entrata per tubo Ø 12 mm <i>Counterbase 1 input for piping Ø 12 mm</i></p> <p>300.26.01 - H 3,5 cm Ø 13 Controbase 1 entrata per tubo Ø 18 mm <i>Counterbase 1 input for piping Ø 18 mm</i></p>	<p>300.27.02 - H 3,5 cm Ø 13 Controbase 2 entrate per tubo Ø 12 mm <i>Counterbase 2 inputs for piping Ø 12 mm</i></p> <p>300.28.02 - H 3,5 cm Ø 13 Controbase 2 entrate per tubo Ø 18 mm <i>Counterbase 2 inputs for piping Ø 18 mm</i></p>	<p>300.29.R1 - H 4 cm Ø 14,5 Controbase 1 entrata per tubo Ø 12 mm <i>Counterbase 1 input for piping Ø 12 mm</i></p> <p>300.30.R1 - H 4 cm Ø 14,5 Controbase 1 entrata per tubo Ø 18 mm <i>Counterbase 1 input for piping Ø 18 mm</i></p>
					
<p>300.31.R2 - H 4 cm Ø 14,5 Controbase 2 entrate per tubo Ø 12 mm <i>Counterbase 2 inputs for piping Ø 12 mm</i></p> <p>300.32.R2 - H 4 cm Ø 14,5 Controbase 2 entrate per tubo Ø 18 mm <i>Counterbase 2 inputs for piping Ø 18 mm</i></p>	<p>300.33.R1 - H 5,2 cm Ø 8 Basetta 1 entrata per tubo Ø 12 mm <i>Terminal strip 1 input for piping Ø 12 mm</i></p> <p>300.34.R1 - H 5,2 cm Ø 8 Basetta 1 entrata per tubo Ø 18 mm <i>Terminal strip 1 input for piping Ø 18 mm</i></p>	<p>300.35.R2 - H 5,2 cm Ø 8 Basetta 2 entrate per tubo Ø 12 mm <i>Terminal strip 2 inputs for piping Ø 12 mm</i></p> <p>300.36.R2 - H 5,2 cm Ø 8 Basetta 2 entrate per tubo Ø 18 mm <i>Terminal strip 2 inputs for piping Ø 18 mm</i></p>			

*Sistema Canaline
Edera*



*Sistema
Canaline
Edera*



200.03.00
Supporto a muro per tubo Ø 12 mm
Piping wall support Ø 12 mm
L 4,2x1,6 cm → 2,5 cm

200.04.00
Supporto a muro per tubo Ø 18 mm
Piping wall support Ø 18 mm
L 5,0x2,0 cm → 3,3 cm

200.05.00
Tappo 1/2"
1/2" Plug

200.06.00
Riduzione 3/8" - 1/2"
Reduction unit 3/8" - 1/2"

200.07.RR
Curva 90° per tubo Ø 18 mm
Piping 90° elbow Ø 18 mm
L 5,6x5,6 cm



200.08.RR
Curva 90° per tubo Ø 12 mm
Piping 90° elbow Ø 12 mm
L 4,3x4,3 cm

200.09.RR
Manicotto per tubo Ø 18 mm
Pipe coupling Ø 18 mm
L 5 cm

200.10.RR
Manicotto per tubo Ø 12 mm
Pipe coupling Ø 12 mm
L 4 cm

200.11.RR
Raccordo a T per tubo Ø 18 mm
Piping union tee Ø 18 mm
L 8,5x5,0 cm

200.12.RR
Raccordo a T per tubo Ø 12 mm
Piping union tee Ø 12 mm
L 3,7x5,7 cm

200.13.RR
Sorpasso per tubo Ø 18 mm
Piping overrunning Ø 18 mm
L 17,6x5,5 cm



200.14.RR
Sorpasso per tubo Ø 12 mm
Piping overrunning Ø 12 mm
L 10,0x3,8 cm

200.15.RR
Manicotto di riduzione tubi Ø 12-18 mm
Reducing pipejoint Ø 12-18 mm
L 4,8 cm

200.16.RR
Attacco 1/2' scatole per tubo Ø 18 mm
1/2' pipe connection for pipe block Ø 18 mm
L 4,6 cm

200.17.RR
Attacco 1/2' scatole per tubo Ø 12 mm
1/2' pipe connection for pipe block Ø 12 mm
L 3,8 cm

200.19.RR
Manicotto liscio Ø 18 mm
Smooth coupling Ø 18 mm
L 3,5 cm

200.20.RR
Manicotto liscio Ø 12 mm
Smooth coupling Ø 12 mm
L 2,4 cm



200.23.00
Supporto a palo per tubo Ø 12 mm
Piping pole support Ø 12 mm
L 4,4 cm - H 1,2 → R 3,0 cm

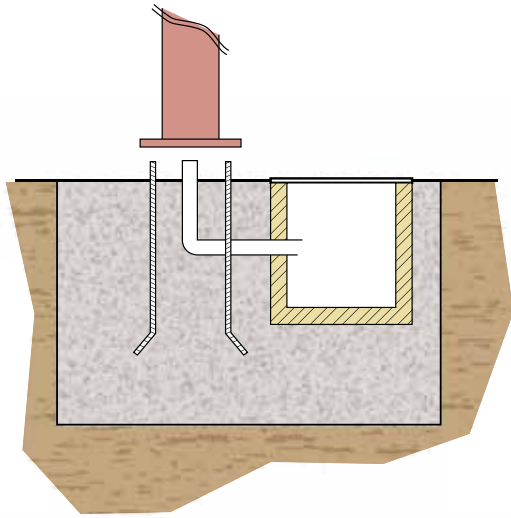
200.24.00
Supporto a palo per tubo Ø 18 mm
Piping pole support Ø 18 mm
L 6,3 cm - H 1,7 → R 5,0 cm

200.47.RR
Curva M/F per tubo Ø 18 mm
Piping curve M/F Ø 18 mm
L 4,6x4,6 cm

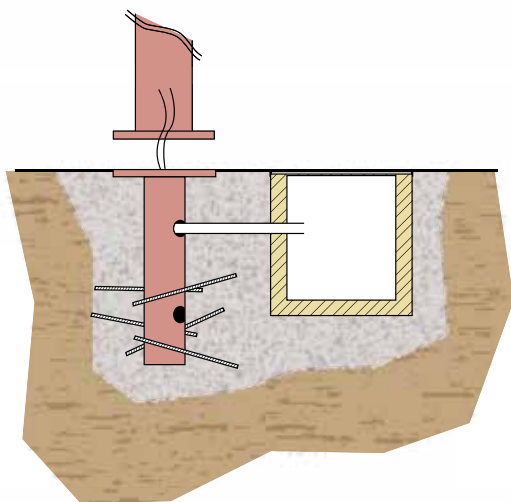
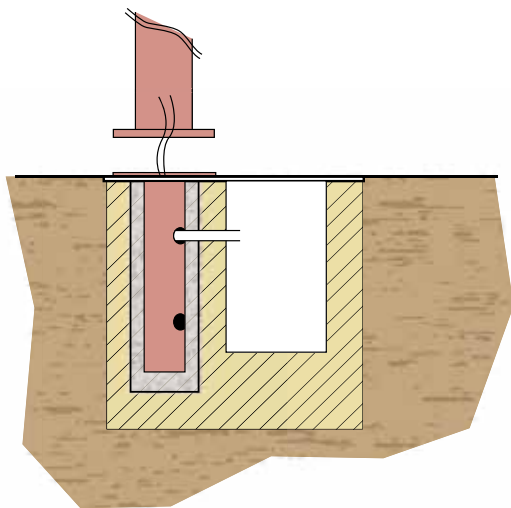
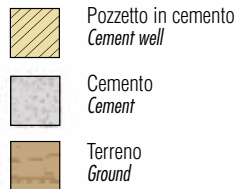
200.48.RR
Curva M/F per tubo Ø 12 mm
Piping curve M/F Ø 12 mm
L 3,3x3,3 cm

											
Tubo flessibile Ø 12 mm <i>Pliant pipe Ø 12 mm</i>		Tubo flessibile Ø 18 mm <i>Pliant pipe Ø 18 mm</i>		Tubo liscio Ø 12 mm <i>Smooth pipe Ø 12 mm</i>		Tubo liscio Ø 18 mm <i>Smooth pipe Ø 18 mm</i>					
200.25.20 200.25.30 200.25.50 200.25.100	H 20 H 30 H 50 H 100	200.26.20 200.26.30 200.26.50 200.26.100	H 20 H 30 H 50 H 100	200.30.100 200.30.200 200.30.300	H 100 H 200 H 300	200.31.100 200.31.200 200.31.300	H 100 H 200 H 300				
											
200.01.00 Scatola di derivazione - 4 fori entrata <i>Connector block - 4 access holes</i> L 11,6x11,6 cm → 7 cm		200.02.00 Scatola di derivazione - 4 fori entrata <i>Connector block - 4 access holes</i> L 16,8x11,4 cm → 8,7 cm		200.21.00 Scatola di derivazione per palo Ø 60-80 mm <i>Pole connector block Ø 60-80 mm</i> 1 foro entrata - 1 access hole L 11,6X6,0 cm → R 3,0 cm		200.22.00 Scatola di derivazione per palo Ø 100 mm <i>Pole connector block Ø 100 mm</i> 1 foro entrata - 1 access hole L 12,8X6,8 cm → R 5,0 cm		200.51.00 Scatola Interruttore 1 Frutto - 4 fori entrata <i>1 way switch box - 4 access holes</i> L 11,5x11,5 cm → 5		200.52.00 Scatola Interruttori 3 Frutti - 4 fori entrata <i>3 way switch box - 4 access holes</i> L 16,8x11,5 cm → 5	

Scheda tecnica per il montaggio dei lampioni. *Technical support for street-lamp installation.*



MATERIALI - MATERIALS



Soluzione A

Questo tipo di installazione prevede la creazione di un plinto in cemento con l'inserimento di perni filettati per il fissaggio del lampione, e di un tombino per la scatola di derivazione.

Le serie predisposte a questo montaggio sono:
248. - 301. - 304. - 306. con perni da Ø10 o viti a pressione.

Solution A

This kind of installation includes the creation of a concrete plinth with grub screws inserted to fix the street lamp and a manhole inserted for the connector block.

The series drawn up for this installation are the following:
248. - 301. - 304. - 306. with screws with Ø10.

SCHEMA CONTROFLANGIA

La struttura in metallo alla base è necessaria alla stabilità degli articoli con altezza superiore ai 3 metri.

COUNTER-FLANGE PLAN

The metal structure at the bottom is necessary to the balance of the items with more than m.3 height.

Soluzione B

Questo tipo di installazione prevede l'interramento di un pozzetto in cemento predisposto per l'inserimento della controflangia e per la scatola di derivazione.

Le serie predisposte a questo montaggio sono:
248. - 302. - 303.

Solution B

This kind of installation includes the interment of a concrete manhole drawn up for inserting the counterflange and connector block.

The series drawn up for this installation are the following:
248. - 302. - 303.

Soluzione C

Questo tipo di installazione prevede la creazione di un plinto in cemento nel quale verrà inserita la controflangia e un pozzetto in cemento per la scatola di derivazione.

Per migliorare la stabilità del lampione è possibile saldare tondini metallici alla base della controflangia.

Le serie predisposte a questo montaggio sono:
248. - 302. - 303.

Solution C











This kind of installation includes the creation of a concrete plinth where the counterflange and a concrete manhole for the connector block will be inserted.

To improve the balance of the street lamp, it is possible to join some metal reinforced rods at the bottom of the counterflange.

The series drawn up for this installation are the following:
248. - 302. - 303.



LAMPADINE - BULBS - APOULES - GLÜHBIRNEN - BOMBILLAS

	E14	60 W
	E27	60 W - 75 W - 100 W
	E27 TCD	20 W - 23 W - 30 W
	E27 - HWL	160 W
	GZ10 - GU10	50 W
	G 6,35	50 W
	GX 53	6 W
	R7s 118 mm	200 W
	G8,5 - G12	20 W - 35 W - 70 W
	G24d	13 W - 18 W

CE Marchiatura richiesta dalle direttive europee 93/68 e 89/336.
Marking required by european directives 93/68 and 89/336.

LEGENDA MATERIALI - MATERIALS LEGEND

O	OTTONE	<i>BRASS</i>
F	FERRO	<i>IRON</i>
R	RAME	<i>COPPER</i>
V	VETRO	<i>GLASS</i>
C	CERAMICA	<i>CERAMIC</i>
T	TRASPARENTE	<i>TRANSPARENT</i>
B	BIANCO	<i>WHITE</i>

Esempi - Examples:

220.12.**ORT** = OTTONE + RAME + VETRO
TRASPARENTE







243.25.**ORB** = OTTONE + RAME + VETRO BIANCO

207.03.**OF** = OTTONE + FERRO

Protezioni da corpi estranei - 1. cifra
Protections against solid matters - 1. number

IP 1X	Contro corpi estranei \geq 50 mm <i>Against solid matters \geq 50 mm</i>
IP 2X	Contro corpi estranei \geq 12 mm <i>Against solid matters \geq 12 mm</i>
IP 3X	Contro corpi estranei \geq 2,5 mm <i>Against solid matters \geq 2,5 mm</i>
IP 4X	Contro corpi estranei \geq 1 mm <i>Against solid matters \geq 1 mm</i>
IP 5X	Protezione dalla polvere <i>Dust proof</i>
IP 6X	Stagno alla polvere <i>Fully dust proof</i>

Protezioni da acqua - 2 cifra
Protections against water - 2. number

	IP X1	Contro caduta gocce verticali <i>Against drops of water falling vertically</i>
	IP X2	Contro caduta gocce oblique fino a 15° <i>Against drops of water falling oblique since to 15°</i>
	IP X3	Contro acqua nebulizzata obliqua fino a 60° <i>Against drops of water falling oblique since to 60°</i>
	IP X4	Contro spruzzi d'acqua <i>Splash proof fixture</i>
	IP X5	Contro getti d'acqua <i>Water jet proof</i>
	IP X6	Contro inondazioni <i>Wave proof</i>
	IP X7	Per immersione temporanea <i>For temporary immersion</i>
  ...m	IP X8	Per immersione costante <i>For constant immersion</i>

I prodotti IL FANALE esprimono tutto il fascino e le caratteristiche estetiche delle vecchie lampade d'un tempo, con richiami suggestivi all'arte povera e alla modernità rustica che sono uno dei trend più vivaci del mercato d'oggi.

Le lampade, ispirate alle linee accoglienti della tradizione, sono da sempre progettate e costruite in azienda utilizzando materiali classici (rame, ottone e ferro) e tecniche di produzione rigorosamente artigianali.

Alcune lavorazioni speciali IL FANALE, come la rilegatura a piombo-ottone dei vetri, hanno ottenuto negli anni risultati di successo e di prestigio in tutto il mondo.

Ogni lampada proposta da IL FANALE è interamente "made in Italy": ogni componente metallico, ogni vetro ed ogni elemento in ceramica sono frutto dell'abilità e dell'estro artigianale italiano. Conosciamo segreti ed alchimie uniche per generare le patine pregiate dei nostri prodotti, che sono ampiamente utilizzati in contesti raffinati di recupero architettonico, in ambienti a forte caratterizzazione, in accoglienti situazioni domestiche, nella progettazione di parchi, giardini, strutture ricettive, locali pubblici, enoteche, agriturismi, etc.

IL FANALE ha le sue radici e la propria storia nel territorio di Venezia, luogo fortunato dell'incontro tra l'artigianato, la fantasia e l'arte: da qui i prodotti IL FANALE hanno raggiunto i più lontani luoghi del mondo.

The products Il Fanale express the whole charm and the aesthetic characteristics of the old lights of ancient times, with suggestive calls-back to the plain art and to the rustic modernity, that are one of the most unchanging and vital trends of the today's market.

The lights, inspired to the homy lines of tradition, are planned ever since and built inside the company using some classical materials (copper, brass and iron) as well as strictly handmade production techniques.

Some special workings Il Fanale, just like the lead-brass setting of the glasses, reached with the passing of the years successful and elevated results all over the world.

Each light suggested from Il Fanale is entirely "made in Italy": each metal component, each glass as well as each element in ceramic are fruit of the Italian handmade skill and talent. We know unique secrets and alchemies to create the precious coatings of our products, that are widely used in refined contexts of architectural recovery, in environments with a strong characterization, in comfortable domestic realities, in planning parks, gardens, accommodating facilities, public places, wine houses, farms, etc.

Il Fanale has its roots and its history in the area of Venice; lucky meeting place among handicraft, fantasy and art; from here on the products of Il Fanale have reached the farthest places in the world.

Les produits Il Fanale expriment tout le charme et les caractéristiques esthétiques des vieilles lampes d'autrefois avec des rappels suggestifs à l'art pauvre et à la modernité rustique qui sont l'un des trends les plus vifs du marché d'aujourd'hui.

Les lampes, inspirées aux lignes accueillantes de la tradition, sont depuis toujours projetées et construites dans la fabrique en utilisant des matériaux classiques (cuivre, laiton et fer) et des techniques de production rigoureusement artisanales.

Quelques travaux spéciaux Il Fanale, comme la reliure en plomb-laiton des verres, ont obtenu au cours des années des résultats de succès et de prestige dans le monde entier.

Chaque lampe proposée de Il fanale est entièrement « made in Italy » : chaque composant métallique, chaque verre et chaque élément en céramique sont le fruit de l'habileté et de la fantaisie artisanale italienne. Nous connaissons des secrets et des alchimies uniques pour créer les patines de valeur de nos produits, qui sont amplement utilisés dans des contextes raffinés de récupération architectonique, dans des milieux avec une forte caractérisation, dans des situations familiales accueillantes, dans le projet de parcs, jardins, structures réceptives, locaux publics, vinothèques, agritourismes, etc.

Il Fanale a ses racines et sa propre histoire dans le territoire de Venise : lieu chanceux de la rencontre parmi artisanat, fantaisie et art ; d'ici les produits Il Fanale ont rejoint les lieux les plus éloignés du monde.

Die Produkte Il Fanale äußern den Charme und die ästhetischen Merkmale der alten Lampen von einmal mit stimmungsvollen Rufen zu der schlichten Kunst und zu der Landmodernität, die einer der beständigsten und lebhaften Trends des heutigen Markts sind.

Die Lampen, beseelt von den angenehmen Linien der Tradition, sind seit jeher in der Firma geplant und gebildet, indem man klassische Materialien (Kupfer, Messing und Eisen) wie auch streng Handwerksproduktionstechniken benutzt.

Einige Sonderverarbeitungen Il Fanale, wie der Blei-Messingeinband der Gläser, haben im Laufe der Jahren Erfolgs- und Prestigeergebnisse in der ganzen Welt erreicht.

Jede Lampe, die von Il Fanale vorgeschlagen wird, ist ganz „made in Italy“: jeder Metallbestandteil, jedes Glas und jedes Element aus Keramik sind Früchte der italienischen Fähigkeit und Handwerksinspiration. Wir kennen Geheimnisse und einzigartige Alchimien, um die hochwertigen Patinen unserer Produkte zu bilden. Diese Produkte werden in raffinierten Kontexten von architektonischer Sanierung, in Kreisen mit starkem Kennzeichnen, in angenehmen Häusern, bei der Planung von Parken, Gärten, Aufnahmestrukturen, öffentlichen Lokalen, Önotheken, Bauernhöfen, u.s.w. benutzt.

Il Fanale hat seine Wurzeln und seine Geschichte in dem Land von Venedig, glücklichem Ort der Begegnung von Handwerk, Fantasie und Kunst. Davon haben die Produkte Il Fanale die weitesten Örter in der Welt erreicht.

Los productos Il Fanale expresan todo el encanto y las características estéticas de las lámparas antiguas con las sugestivas evocaciones del arte sencilla hasta la modernidad rústica, una de las más vivaces tendencias del mercado actual.

Las lámparas, inspiradas a las líneas acogedoras de la tradición, siempre han sido diseñadas y realizdas en la empresa misma utilizando materiales clásicos (cobre, latón y hierro) y técnicas de producción rigurosamente artesanales.

Algunos trabajos especiales Il Fanale, como el engaste plomo-latón de los vidreos, han obtenido con los años éxito y prestigio en todo el mundo.

Cada lámpara propuesta por Il Fanale está completamente "realizada en Italia": cada componente de metal, cada vidrio y cada elemento de carámica es el resultado de la habilidad y de la creatividad artesanal italiana. Conocemos los secretos y las alquimias únicas para crear las patinas apreciadas de nuestros productos, ampliamente utilizados en contextos refinados de recuperación arquitectonica, en ambientes de fuerte caracterización, en agradables situaciones domésticas, en los diseños de parques, jardines, estructuras receptivas, locales públicos, enotecas, agruturismos, etc.

Las raíces de Il Fanale se encuentran en su propia historia en el territorio Venecia: lugar ideal por el encuentro entre artesanía, fantasía y arte; por eso los productos Il Fanale se han difundido en los lugares más lejos del mundo.

I materiali utilizzati per la realizzazione delle lampade de IL FANALE sono quelli della migliore tradizione:

l'ottone, il rame, il ferro, il vetro, la ceramica.

Il vetro e la ceramica sono prodotti secondo le tradizioni veneziane e bassanesi, riportando tonalità, cromie e trasparenze muranesi da un lato e decori tipici delle fornaci bassanesi dall'altro.

I metalli vengono sottoposti ad un trattamento di ossidazione accelerata che conferisce una particolare patina di invecchiamento, che noi definiamo "anticato".

Questa speciale lavorazione fa sì che ogni materiale assuma una propria caratteristica di colore:

l'ottone assume una colorazione che tende al "verde bosco";

il rame acquisisce tonalità che riportano al "rosso mattone";

il ferro sviluppa una caratteristica ruggine grigiastra.

L'ossidazione accelerata viene successivamente bloccata con un particolare procedimento ad alta temperatura: gli elementi vengono poi puliti a mano e resi brillanti od opachi mediante l'applicazione di apposite patine e cere.

Il ferro viene trattato con una speciale vernice trasparente.

The materials employed for the lamp production of IL FANALE Company are those ones of the best tradition: brass, copper, iron, glass and ceramic.

Glass and ceramic are produced according to traditions of Venice and Bassano, transferring gradations, tones and transparencies of Murano on the one hand and typical decorations of the kilns of Bassano on the other hand.

Metals are subjected to a quick oxidation treatment which gives a characteristic ageing patina, that we define "antiqued".

This particular manufacturing makes sure that every material adopts its own colour feature:

brass holds a colouring verging on "wood green";

copper acquires tones which refer to "red-brick";

iron develops a characteristic greyish rust.

The quick oxidation is later stopped with a particular high temperature proceeding: the elements are then cleaned by hand and made bright or opaque through the application of suitable patinas and waxes.

Iron is treated with a particular transparent paint.

Les matériels utilisés pour la réalisation des lampes de la firme IL FANALE sont ceux de la meilleure tradition : le laiton, le cuivre, le fer, le verre, la céramique.

Le verre et la céramique sont produits selon les traditions vénitiennes et de Bassano, en reproduisant des tonalités et transparences de Murano d'une coté et des ornements typiques des briqueteries de Bassano de l'autre coté.

Les métaux sont soumis à un traitement d'oxydation accéléré qui confère une particulière patine de vieillissement que nous définissons « ancienté ».

Ce façonnage spécial permet que chaque matériel prenne une propre caractéristique de couleur :

le laiton prenne une coloration qui tend au « vert bois » ;

le cuivre prend des tonalités qui rappellent le « rouge brique » ;

le fer développe une caractéristique rouille grisâtre.

L'oxydation accélérée est successivement bloquée grâce à un procédé particulier à haute température : les éléments sont puis nettoyés à la main et faits reluisants ou opaques à travers l'application de patines et cires spéciales.

Le fer est traité avec une spéciale peinture transparente.

Die zur Verwirklichung der Lampen der Firma IL FANALE verwendeten Materialien sind diejenigen der besten Tradition: das Messing, das Kupfer, das Eisen, das Glas, die Keramik.

Das Glas und die Keramik werden durch die Venezianer und Bassaner Tradition produziert, indem sie einerseits Muraner Tonarten, Farbtöne und Transparenzen, andererseits typische Verzierungen der Bassaner Ziegeleien wiedergeben.

Die Metalle werden einer Behandlung beschleunigter Oxidation ausgesetzt, die besondere Alterungsspuren gibt. Das wird von uns „alt gemacht“ bestimmt.

Diese besondere Bearbeitung erlaubt jedem Material, eine eigene Farbeigenschaft anzunehmen:

das Messing nimmt eine Färbung an, die ins „Waldgrün“ geht;

das Kupfer nimmt Farbtöne an, die ins „Ziegelrot“ gehen;

das Eisen entwickelt einen typischen gräulichen Rost.

Die beschleunigte Oxidation wird danach durch ein besonderes Verfahren in höher Temperatur gestoppt. Die Elementen werden danach mit der Hand geputzt und durch die Verwendung dazu bestimmter Edelrost und Wachse glänzend gemacht oder matiert.

Das Eisen wird mit einer besonderen Lasur behandelt.

Los materiales utilizados para realizar las lámparas de la empresa IL FANALE son los de la mejor tradición: el latón, el cobre, el hierro, el vidrio, la cerámica.

El vidrio y la cerámica se producen según las tradiciones de Venecia y Bassano con matices, características cromáticas y transparencias típicas de Murano y decoraciones típicas de los hornos de Bassano.

Los metales se someten a tratamientos de oxidación acelerada que dona una pátina de envejecimiento, lo que nosotros definimos "efecto antiguo".

Este tratamiento especial dona a cada material su propia característica de color:

el latón presenta una coloración similar al "verde bosque";

el cobre toma una tonalidad similar al "rojo ladrillo";

el hierro desarrolla características silmiliares al color herrumbre grisácea.

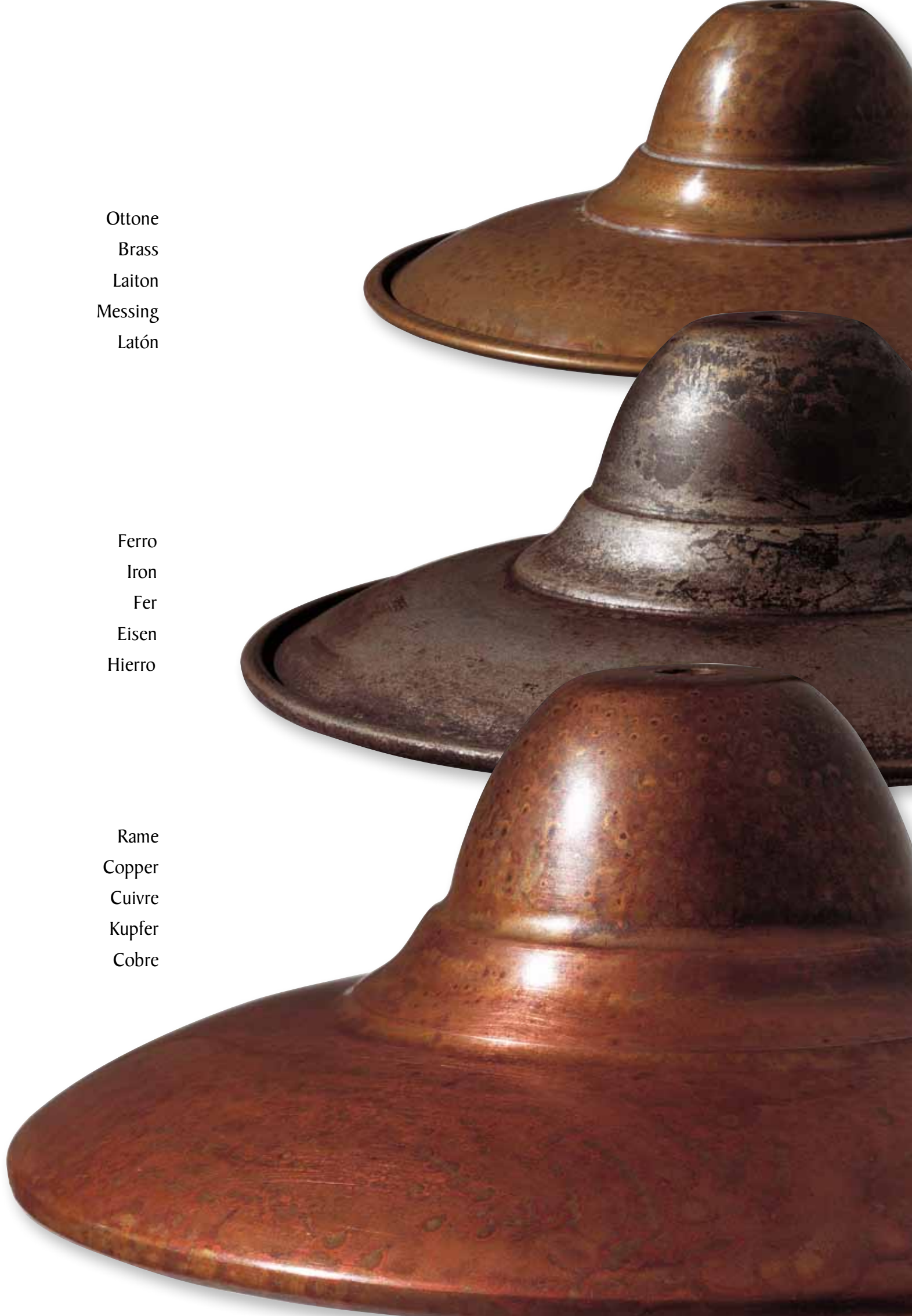
La oxidación acelerada se bloquea sucesivamente por medio de un proceso especial de alta temperatura: luego los elementos se limpian manualmente y llegan a ser brillantes u opacos gracias a la aplicación de patinas y ceras adecuadas.

El hierro se somete a un tratamiento especial con un barniz transparente.

Ottone
Brass
Laiton
Messing
Latón

Ferro
Iron
Fer
Eisen
Hierro

Rame
Copper
Cuivre
Kupfer
Cobre



Indice

Barchessa	pag. 50	Il Rovere	pag. 158-160-162
Calmaggiore	pag. 62-64-66-68	Il Salice	pag. 150-152
Casale	pag. 70	Il Tiglio	pag. 138-140
Coloniale	pag. 72	La Betulla	pag. 146-148
Contrada	pag. 76	La Cantina	pag. 16
Country	pag. 8-12	La Cascina	pag. 20
Fiori di Pizzo	pag. 40	La Ferrovia	pag. 128-132
Garden	pag. 118-120-122	La Quercia	pag. 164
I Casolari	pag. 124	La Tinaia	pag. 58
I Girasoli	pag. 32	Lampioni	pag. 96-98-100-102-104-106-110-112
Il Barco	pag. 26	Marina	pag. 84-86
Il Barile	pag. 24	Miranda	pag. 34
Il Borgo	pag. 78-80-108	Osteria	pag. 30
Il Faggio	pag. 142-144	Perpetua	pag. 28
Il Granaio	pag. 82	Portico	pag. 54
Il Larice	pag. 154-156	Rustica	pag. 74
Il Patio	pag. 60	Tabià	pag. 44
Il Poggio	pag. 18	Terre cotte	pag. 36
Il Ponte	pag. 90	Venezia	pag. 88-114-116

Realized by:
WWW.STUDIOPOINTER.COM

Art Direction:
Fausto Dalla Torre & R.E.

Printed by:
GRAFICHE GIFIEK

© 03-2009